

GMDN – User Guide for Conformity Assessment Bodies

CONTENTS

1. **Account Management** – How to manage your account users
2. **Search** – How to find device definitions by keyword(s)
3. **Advanced Search** – How to browse device definitions by group
4. **Custom Categories** – How to create and manage Custom GMDN Categories
5. **My Categories** – How to add specific GMDN Categories to your account
6. **Enquiry** – What to do If you can't find a GMDN Term for your product
7. **Membership** – How to renew your GMDN membership
8. **Stay in touch** with the GMDN Agency

1. GMDN Website – Account Management – Step-by-Step Guide

This is a Step-by-Step Guide for account management by adding and modifying user settings on the GMDN website.

The user of the GMDN website with the appropriate account permission can add, modify, and delete user profiles associated with their membership account.

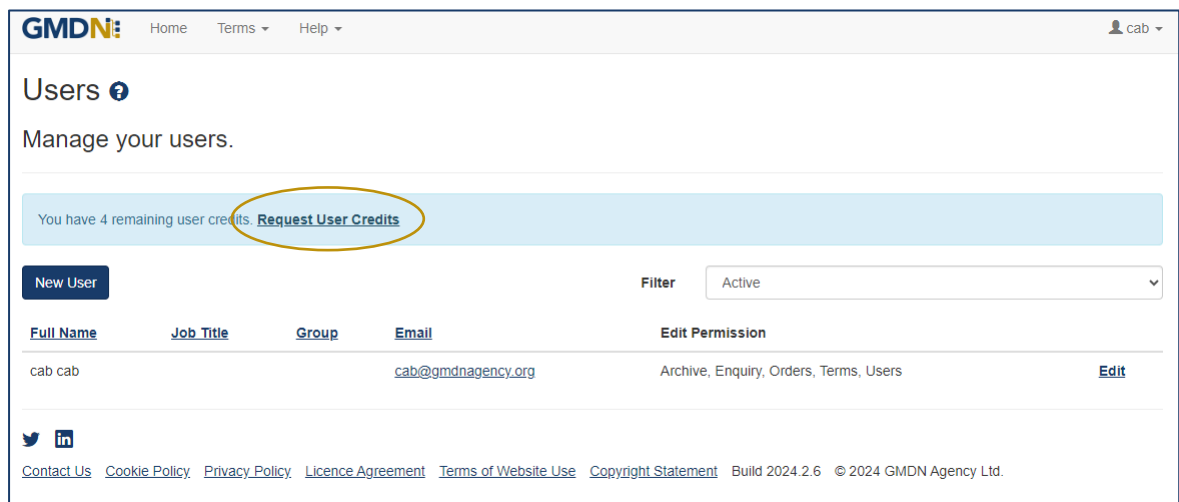
1. Login to the GMDN Database using your Username and Password.

The **Users** tab is found in the Account dropdown menu at the top right of the webpage (with the person icon).



2. By clicking on **Users** the list of existing users will be listed for your account.

Note: new accounts will only list the details of the user that registered the account.



3. The list can be sorted by username, Email address, Group or Job Title. The **Job Title** and **Group** fields are user defined and maybe useful to help organise and sort your users.

4. Each account when first activated, is provided with a certain number of user credits which are used to add more users. If you require more, they can be requested using the [Request User Credits](#) button.

5. The permissions for each user can be added or removed according to your preference.

Permission	Description
User	Can add, modify and delete users on their account
Orders	Can order and pay for membership
Terms	Can search for and reveal GMDN Codes
Enquiry	Can send a new product enquiry
Archive	Can add a Term to the Term Archive folder
Default (none of the above)	Can search the database, but cannot reveal GMDN Codes

The membership applicant will have all permissions enabled and will thereafter be able to add new users and set permissions for them.

6. To add a new user select [New User](#).

GMDN Home Terms Help

Users ?

Manage your users.

You have 3 remaining user credits. [Request User Credits](#)

[New User](#)

Full Name	Job Title	Group
Mr. Donald Duck	Account manager	
Miss. Elsa Cold	Product researcher	
manufacturer test		

7. Fill in the user details and select the **Save** button.

Only the First Name, Last Name and Email Address are mandatory fields.

Remember to select the **Edit Permissions** options to give the user the access they need.

8. When the **Save** button is pressed the user will be added to your list.

An email will be sent to the new user to inform them of their username and initial password. We recommend the password is changed when the new user accesses the GMDN website for the first time.

Dear Test Three,

Your GMDN user account has been created with the following details.

Username: test3@gmdnagency.org
Password: gLCMhZiK

You can now access your GMDN account at www.gmdnagency.org

Regards
GMDN Agency


This is an automated message sent by GMDN Agency, please do not reply.

2. GMDN Website – Search – Step-by-Step Guide

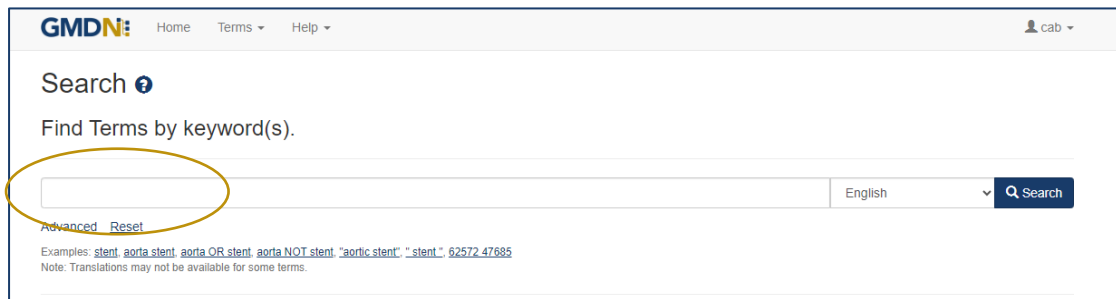
This is a Step-by-Step Guide for searching for GMDN Codes using the GMDN website.

The GMDN Search uses a 'browser like' search algorithm to find GMDN Terms using key words.

1. Logon to the GMDN Database using your Username and Password.
2. Click on *Search* on the *Terms* dropdown menu.



3. In the box, type in the keyword(s) for the medical device you are looking for.



Formatting the search text can help narrow down the search. For example:

cardiac OR catheter creates an 'either of the words' filter and will produce over 1,170 results.

cardiac catheter is an 'all of the words' filter and will produce over 110 results.

"cardiac catheter" uses "the exact phrase" filter and will produce about 20 results.

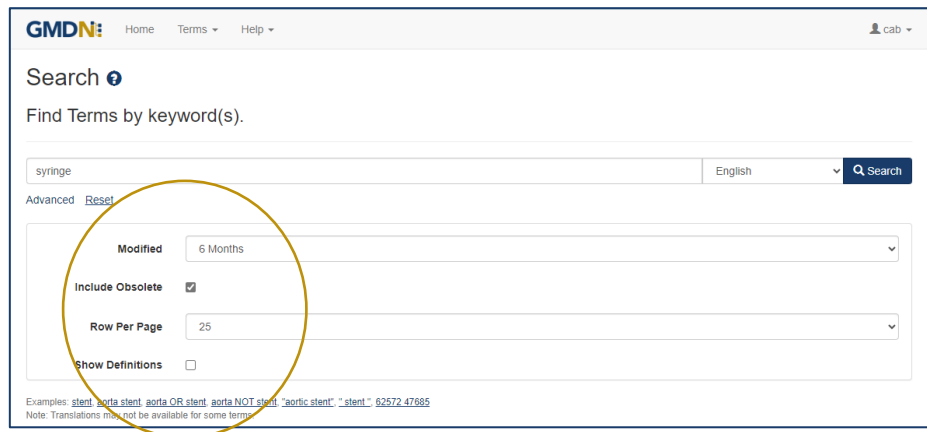
cardiac NOT valve will remove the word 'valve' from the 'cardiac catheter' results.

GMDN Code (Example 12345) will return the relevant GMDN Term.

4. The **Advanced** tab provides additional filters to narrow the search by Term Modification Date.

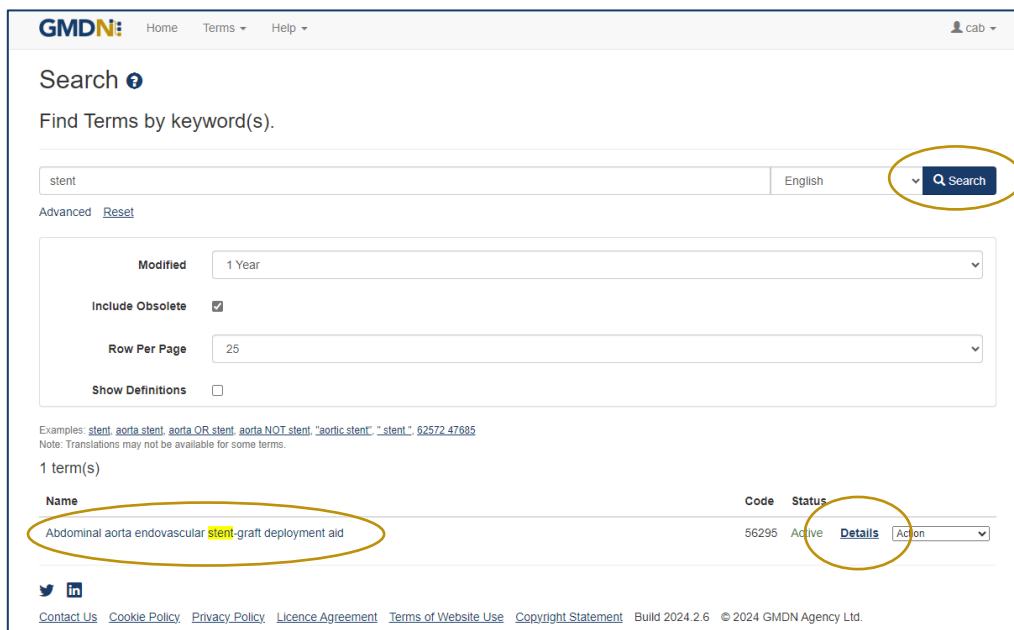
Specific searches can include 'obsolete' GMDN Terms.

In the example below, the Advance search criteria is looking for all Terms that contain the word 'stent' that have been modified in the 'last 6 months' that will also include 'obsolete' Terms.



5. Click on the **Search** button or press Return and the results are displayed in a list form.

The Term Definition is revealed by clicking on the Term Name.



The results are prioritised according to if the search text is found in the Term Name or Term Definition. The list is presented in Term Name alphabetical order with the priority being when the search text is in the Terms Name and next if the search text is only found in the Term Definition. The search text is highlighted.

By clicking the Term *Details* link, you can see more information belonging to that Term, including a translation of the text, if available.

GMDN Home Terms Help cab

Term Details

Name Abdominal aorta endovascular stent-graft deployment aid

Definition A nonimplantable device designed to aid stability and control of the single-use delivery system during the deployment of an abdominal aorta stent-graft to repair an abdominal aortic aneurysm (AAA). This device, which is a separate attachment and does not have any patient contact, is attached to the AAA stent delivery system handle and may provide the surgeon with better mechanical control and stability during stent deployment, particularly in cases of difficult patient anatomy. It is typically made of moulded plastic and metal, and may be interchanged between delivery systems during a single implant. This is a single-use device.

Code 56295

Status Active

Created Date 20 Apr 2010

Modified Date 27 Jul 2023

[Add to Custom Category](#)

Translations

Language - Select -

Categories

Please use shortcuts to find related Terms

- [Anatomical Specialty / Cardiovascular devices / Cardiovascular prosthetic implants and associated devices](#)
- [Anatomical Specialty / Cardiovascular devices / Vascular grafts and associated devices](#)
- [Device Function / Surgical/Invasive procedure instrumentation / Device/Material manipulating instruments \(surgical/dental\)](#)
- [Featured Attributes / Surgical](#)
- [Names Index / Cardiovascular prosthetic implants and associated devices](#)
- [Names Index / Grafts and associated devices](#)
- [Names Index / Stents and associated devices](#)
- [Power / Non-active](#)
- [Use Frequency / Single-use](#)

One of the advance features of the *Term Details* view is the use of *Categories*. This uses the new GMDN *Advanced Search* to view all the Terms that are related by linking it to other GMDN Terms with similar characteristics.

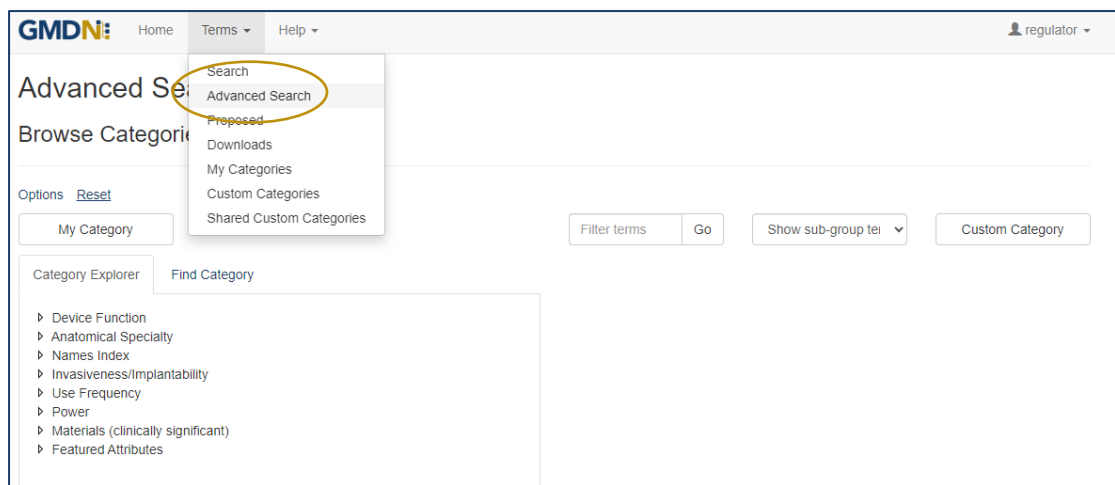
6. The 5-digit GMDN Code is also visible.

3. GMDN Website – Advanced Search – Step-by-Step Guide (non-basic users)

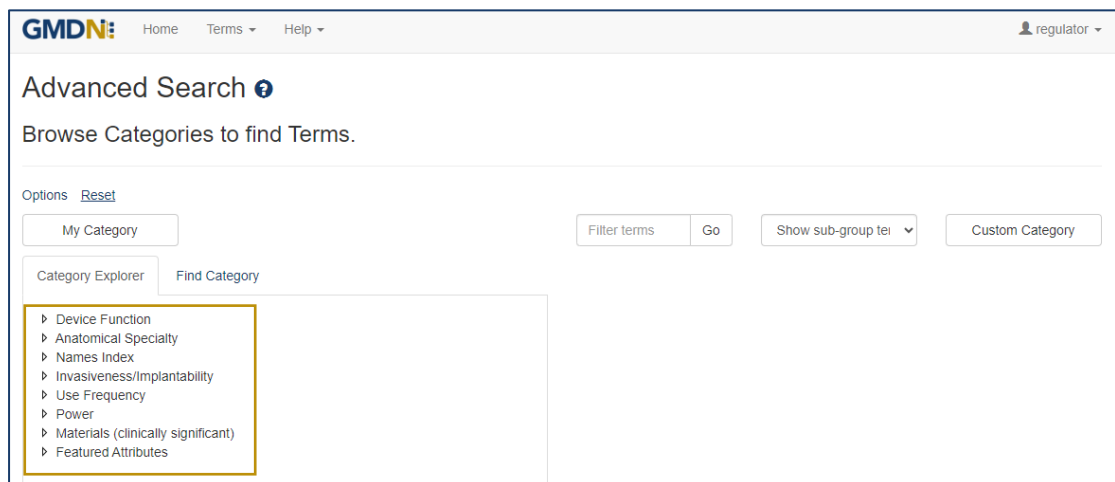
This is a Step-by-Step Guide for searching for GMDN Codes using the Advanced Search function on the GMDN website. It is available for all users, except those with a basic membership account.

The Advanced Search uses the structured hierarchy of the GMDN Categories to allow users to find GMDN Terms using a 'top down' search. To access the Advanced Search:

1. Logon to the GMDN Database using your Username and Password.
2. Click on *Advanced Search* on the *Terms drop down* menu.



3. The *Advanced Search* displays the eight Category headers which group the GMDN Categories. For example, Categories such as Tissue reparation devices, Endoscopic devices, In-vitro diagnostic devices (IVDs) fall under the Device Function header, Cardiovascular devices, Neurological devices, Orthopaedic devices etc fall under Anatomical Speciality and so on. The structure of the hierarchy is revealed by clicking on the arrows to display the Categories under each Header.



4. The list of GMDN Terms in each GMDN Category is revealed by clicking on the Category. The *Term Definition* is revealed by clicking on the *Term Name*. By clicking on the *Details* link, you can see more information relating to that Term, including a translation of the text, if available.

Advanced Search

Browse Categories to find Terms.

Options [Reset](#)

My Category Filter terms Show sub-group ter Custom Category

Category Explorer [Find Category](#)

- Device Function
 - Active implant devices/ancillaries CT2727
 - Hearing implant systems and associated devices CT2229**
 - Hearing implant systems CT2230**
 - Implantable cardiac electrical stimulators and associated devices CT2750
 - Implantable extracardiac electrical stimulators and associated devices CT274
 - Implantable infusion pumps and associated devices CT2751
 - Implantable physiological monitoring systems and associated devices CT286
 - Middle ear implant systems CT2304
 - Tissue repairation devices CT1007
 - Surgical/invasive procedure instrumentation CT1274
 - Endoscopic devices CT366
 - Catheterization/Cannulation/Fluid path devices CT2818
 - Tissue/Fluid collection and preservation devices CT2724
 - Anaesthesia and ventilation devices CT996
 - Circulatory assistive/bypass devices CT2816
 - Autologous blood processing devices CT2817
 - Radiological devices CT999
 - Energy-based therapy equipment (non-radiological/non-surgical) CT2723
 - Physiological monitoring/measuring devices CT2726
 - Physical examination equipment CT2795

4 term(s)

Name	Code	Status	
Auditory brainstem implant system An assembly of electronic devices intended to restore useful hearing to a deaf patient via electrical stimulation of the brainstem's cochlear nucleus. It typically includes an external speech processor and microphone/headset to transform acoustical signals into an electrical code, which is transmitted from the headset to a surgically implanted receiver-stimulator where it is decoded and delivered to a multichannel electrode array. The array is surgically placed on the cochlear nucleus, which when stimulated results in the signal's transmission to the brain where it is interpreted as sound. An auditory brainstem implant (ABI) is used to treat deafness resulting from auditory nerve tumours.	47285	Active	Details <input type="checkbox"/>
Cochlear implant system	35643	Active	Details <input type="checkbox"/>
Direct acoustic cochlear implant system	58511	Active	Details <input type="checkbox"/>
Implantable vibrator bone-conduction hearing implant system	61176	Active	Details <input type="checkbox"/>

Term Details

Name: CPAP/BPAP face mask, reusable

Definition: A flexible, form-shaped device designed to be placed over a user's nose and mouth to interface with a continuous positive airway pressure (CPAP) or bi-level positive airway pressure (BPAP) unit to provide the respiratory tract with direct ambient air, or medical oxygen (O2) and air, at a higher pressure than ambient air for noninvasive positive pressure ventilation (NPPV). It is typically made of plastic and/or silicone materials that create an airtight seal around the nose and mouth. It is available in various designs and sizes and stabilized with a headstrap. This is a reusable device.

Code: 57814

Status: Active

Created Date: 15 Sep 2010

Modified Date: 26 Feb 2014

Translations

Language:

Categories

Please use shortcuts to find related Terms

[Anatomical Specialty](#) / [Pulmonary devices](#) / [Air/Oxygen masks](#) / [CPAP/BPAP masks](#)

[Device Function](#) / [Anaesthesia and ventilation devices](#) / [Anaesthesia and respiratory masks and associated devices](#) / [Anaesthesia and respiratory masks](#) / [Air/Oxygen masks](#) / [CPAP/BPAP masks](#)

[Featured Attributes](#) / [CPAP/BPAP](#)

[Featured Attributes](#) / [Sleep apnoea](#)

[Names Index](#) / [Masks and associated devices](#) / [Masks](#) / [Anaesthesia and respiratory masks](#) / [Air/Oxygen masks](#) / [CPAP/BPAP masks](#)

[Power](#) / [Non-active](#)

[Use Frequency](#) / [Reusable](#)

On each 'Terms Details' page is a breadcrumb trail of all Categories linked to that GMDN Term. These are all functional links, which lead back to the hierarchy on the Advanced Search page.

5. You can also multi-select up to five different GMDN Categories to narrow down your search for a GMDN Term. The example, below shows the result of a multi-select search, using the *Bariatric Therapy Devices* GMDN Category under *Device Function* and *Gastro-Urological Devices* GMDN Category under the *Anatomical Speciality* node.

The resulting 35 GMDN Terms have both of these categories in common. These can be further refined to create a shorter list of Terms to choose from, by selecting more Categories.

Additionally, the Advanced Search page also has independent scroll bars for the GMDN Categories and GMDN Terms so you can move up and down each column.

Advanced Search

Browse Categories to find Terms.

Options [Reset](#)

My Category Filter terms Show sub-group te Custom Category

Category Explorer Find Category

- Device Function
 - Active implant devices/ancillaries CT2727
 - Tissue reparation devices CT1007
 - Surgical/Invasive procedure instrumentation CT1274
 - Endoscopic devices CT366
 - Catheterization/Cannulation/Fluid path devices CT2818
 - Tissue/Fluid collection and preservation devices CT2724
 - Anaesthesia and ventilation devices CT996
 - Circulatory assistive/bypass devices CT2816
 - Autologous blood processing devices CT2817
 - Radiological devices CT999
 - Energy-based therapy equipment (non-radiological/non-surgical) CT2723
 - Physiological monitoring/measuring devices CT2726
 - Physical examination equipment CT2795
 - Biomechanical rehabilitation equipment CT275
 - Bariatric therapy devices CT2811**
 - General hospital devices CT149
 - Disability-living products CT1000
 - Complementary therapy devices CT343
 - Sexual-activity/Contraceptive/Home-conception devices CT2800
 - Laboratory instruments and equipment CT202
 - In vitro diagnostic medical devices (IVDs) CT954
 - Software CT1851
- Anatomical Speciality
 - Cardiovascular devices CT145
 - Pulmonary devices CT2722
 - Gastro-urological devices CT1002**
 - Neurological devices CT1005

35 term(s)

Name	Code	Status	Details
Appetite-suppression gastric balloon	17202	Active	Details
Appetite-suppression gastric balloon capsule simulator	63342	Active	Details
Appetite-suppression gastric balloon deployment device/set	63405	Active	Details
Appetite-suppression gastric balloon inflation gas cartridge	63343	Active	Details
Appetite-suppression gastric balloon inflation regulator	63320	Active	Details
Dietary carbohydrate absorption inhibitor	56319	Active	Details
Dietary cholesterol absorption inhibitor	56612	Active	Details
Dietary fat absorption inhibitor	56314	Active	Details
Dietary multiple-macronutrient absorption inhibitor	58938	Active	Details
Duodenal bypass liner	57829	Active	Details
Duodenal-jejunal bypass liner	58110	Active	Details

6. You can also further filter the results by keyword which will highlight within the GMDN Terms As in the example below. This search filter highlights the occurrence of the keyword in the Term name and the definition.

Advanced Search

Browse Categories to find Terms.

Options [Reset](#)

My Category Show sub-group te Custom Category

Category Explorer Find Category

- Device Function
 - Active implant devices/ancillaries CT2727
 - Tissue reparation devices CT1007
 - Surgical/Invasive procedure instrumentation CT1274
 - Endoscopic devices CT366
 - Catheterization/Cannulation/Fluid path devices CT2818
 - Tissue/Fluid collection and preservation devices CT2724
 - Anaesthesia and ventilation devices CT996
 - Circulatory assistive/bypass devices CT2816
 - Autologous blood processing devices CT2817
 - Radiological devices CT999
 - Energy-based therapy equipment (non-radiological/non-surgical) CT2723
 - Physiological monitoring/measuring devices CT2726
 - Physical examination equipment CT2795
 - Biomechanical rehabilitation equipment CT275
 - Bariatric therapy devices CT2811

6 term(s)

Name	Code	Status	Details
Dietary carbohydrate absorption inhibitor	56319	Active	Details
Dietary cholesterol absorption inhibitor	56612	Active	Details
Dietary fat absorption inhibitor	56314	Active	Details
Dietary multiple-macronutrient absorption inhibitor	58938	Active	Details
Duodenal bypass liner	57829	Active	Details
Ingested gastric satiety device	48146	Active	Details

7. If you select the *Options* tab there are several additional choices for further filtering and settings.

Advanced Search ⓘ
Browse Categories to find Terms.

Options [Reset](#)

English ▼ Any device ▼ Include Obsolete ▼ 100 rows ▼ Hide definitions ▼

Note: Translations may not be available for some terms.

My Category Go Show sub-group te ▼ Custom Category

Category Explorer Find Category

- Device Function
 - Active implant devices/ancillaries CT2727
 - Tissue reparation devices CT1007
 - Surgical/Invasive procedure instrumentation CT1274
 - Endoscopic devices CT366
 - Catheterization/Cannulation/Fluid path devices CT2818

6 term(s) [Export](#)

Name	Code	Status	
Dietary carbohydrate absorption inhibitor	56319	Active	Details <input type="checkbox"/>
Dietary cholesterol absorption inhibitor	56612	Active	Details <input type="checkbox"/>

8. You can select a different language settings within the *Options* tab from the drop-down filter.

Advanced Search ⓘ
Browse Categories to find Terms.

Options [Reset](#)

English ▼ Any device ▼ Include Obsolete ▼ 100 rows ▼ Hide definitions ▼

Note: Translations may not be available for some terms.

My Category Go Show sub-group te ▼ Custom Category

Category Explorer Find Category

- Device Function
 - Active implant devices/ancillaries CT2727
 - Tissue reparation devices CT1007
 - Surgical/Invasive procedure instrumentation CT1274
 - Endoscopic devices CT366
 - Catheterization/Cannulation/Fluid path devices CT2818
 - Implantation and preservation devices CT2724
 - Respiratory ventilation devices CT996
 - Cardiovascular bypass devices CT2816
 - Processing devices CT2817
 - Medical devices CT999
 - Imaging equipment (non-radiological/non-surgical) CT2723
 - Monitoring/measuring devices CT2726
 - Diagnostic equipment CT2795
 - Rehabilitation equipment CT275
 - Medical devices CT2811
 - General hospital devices CT149

6 term(s) [Export](#)

Name	Code	Status	
Dietary carbohydrate absorption inhibitor	56319	Active	Details <input type="checkbox"/>
Dietary cholesterol absorption inhibitor	56612	Active	Details <input type="checkbox"/>
Dietary fat absorption inhibitor	56314	Active	Details <input type="checkbox"/>
Dietary multiple-macronutrient absorption inhibitor	58938	Active	Details <input type="checkbox"/>
Duodenal bypass liner	57829	Active	Details <input type="checkbox"/>
Ingested gastric satiety device	48146	Active	Details <input type="checkbox"/>

9. You can also filter by General Medical Device (GMD) or In Vitro Diagnostic (IVD)

Advanced Search ⓘ
Browse Categories to find Terms.

Options [Reset](#)

English ▼ Any device ▼ Include Obsolete ▼ 100 rows ▼ Hide definitions ▼

Note: Translations may not be available for some terms.

My Category Go Show sub-group te ▼ Custom Category

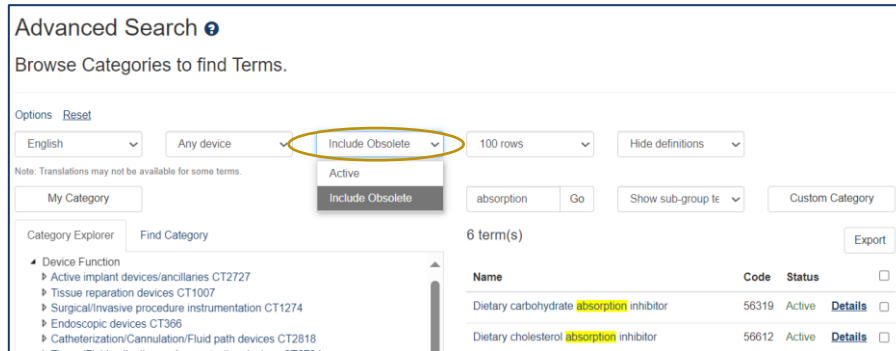
Category Explorer Find Category

- Device Function
 - Active implant devices/ancillaries CT2727
 - Tissue reparation devices CT1007
 - Surgical/Invasive procedure instrumentation CT1274
 - Endoscopic devices CT366

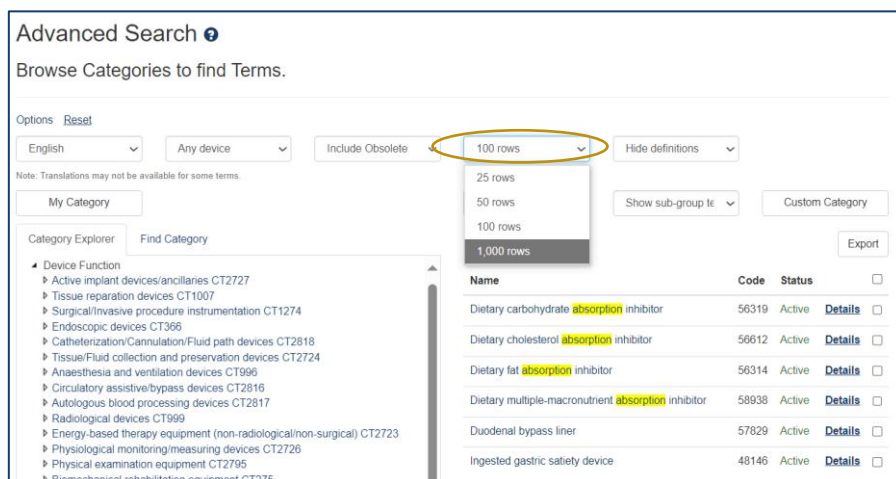
6 term(s) [Export](#)

Name	Code	Status	
Dietary carbohydrate absorption inhibitor	56319	Active	Details <input type="checkbox"/>

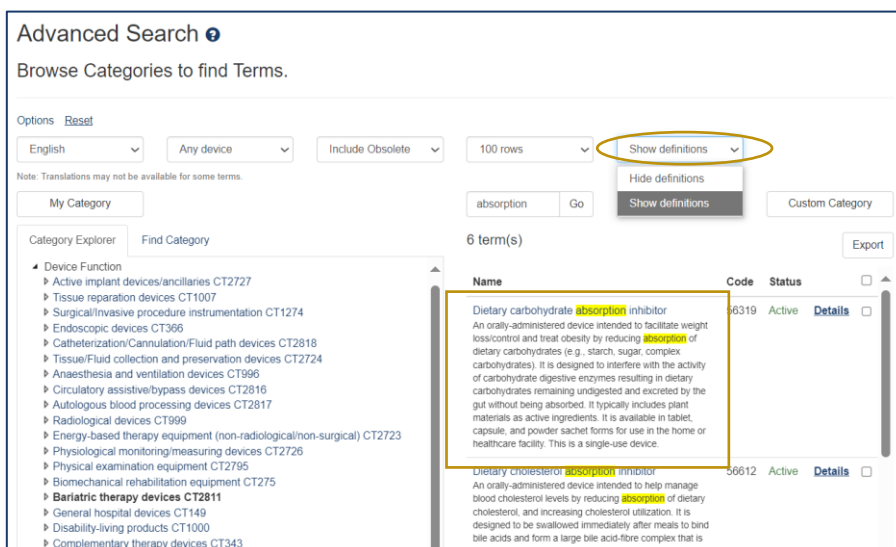
10. You can also include obsolete GMDN Terms within your search if required. However, please note that obsolete GMDN Terms **should not** be used by any manufacturer for product registration or UDI purposes. They are included for reference purposes only. If you are in doubt about Term assignment or cannot find an appropriate active Term for your device, please contact the Term Development Team via the Enquiry service.



11. You can select how many rows of GMDN Terms are displayed per page (Max. 1,000).



12. You can also choose to show the GMDN Term Definition as well.



13. Another way of searching for a GMDN Category is to use the *Find Category* tool.

Advanced Search ⓘ
Browse Categories to find Terms.

Options [Reset](#)

Category Explorer **Find Category**

14. Type in a keyword for your search and select 'Go' and it will bring up the relevant GMDN Categories. Please note this search is based on keywords identified in the Category names only, it does not search by GMDN Term.

Advanced Search ⓘ
Browse Categories to find Terms.

Options [Reset](#)

Category Explorer **Find Category**

18 matches

- [Extraluminal mesh-sleeves CT2605 Device Function](#)
- [Extraluminal mesh-sleeves CT2605 Device Function](#)
- [Extraluminal mesh-sleeves CT2605 Anatomical Specialty](#)
- [Extraluminal mesh-sleeves CT2605 Names Index](#)
- [Extraluminal mesh-sleeves CT2605 Names Index](#)
- [Extraluminal mesh-sleeves CT2605 Names Index](#)
- [Extraluminal mesh-sleeves CT2605 Names Index](#)
- [Surgical mesh-slings CT3037 Device Function](#)
- [Surgical mesh-slings CT3037 Names Index](#)
- [Surgical mesh-slings CT3037 Names Index](#)
- [Surgical meshes and associated devices CT455 Names Index](#)
- [Surgical meshes CT1400 Device Function](#)
- [Surgical meshes CT1400 Names Index](#)
- [Pelvic organ prolapse surgical meshes CT2473 Device Function](#)
- [Pelvic organ prolapse surgical meshes CT2473 Anatomical Specialty](#)
- [Pelvic organ prolapse surgical meshes CT2473 Names Index](#)
- [Extra-gynaecological surgical meshes CT3036 Device Function](#)
- [Extra-gynaecological surgical meshes CT3036 Names Index](#)


4. GMDN – Custom Categories – Step-by-Step Guide

This is a Step-by-Step Guide for using the Custom Categories function on the GMDN website.

The user of the GMDN website with the appropriate account permission can add, modify, and delete custom categories associated with their membership account.

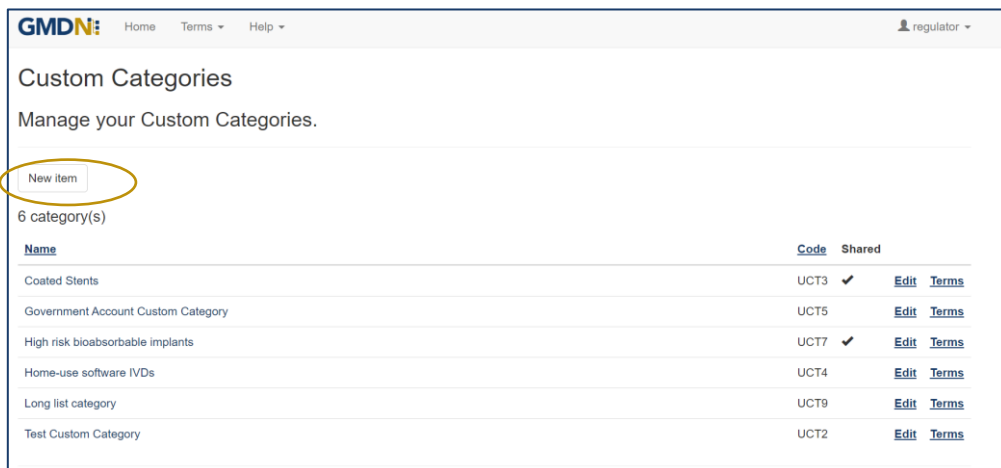
1. Login to the GMDN Database using your Username and Password.

The *Custom Categories* option is found in the *Terms* dropdown menu.



2. By clicking on *Custom Categories* the list of existing Custom Categories on your account will be listed.

To create a new Custom Category select *New Item*.



3. For your new Custom Category, type in a *Name* and *Definition*, if you would like your Custom Category to be shared (visible to other GMDN members – Government Departments, Healthcare Providers and Conformity Assessment Bodies) then check the *Shared* box. Click the *Save* button to create your Custom Category.

GMDN: Home Terms Help regulator

Create Custom Category

Modify this custom category.

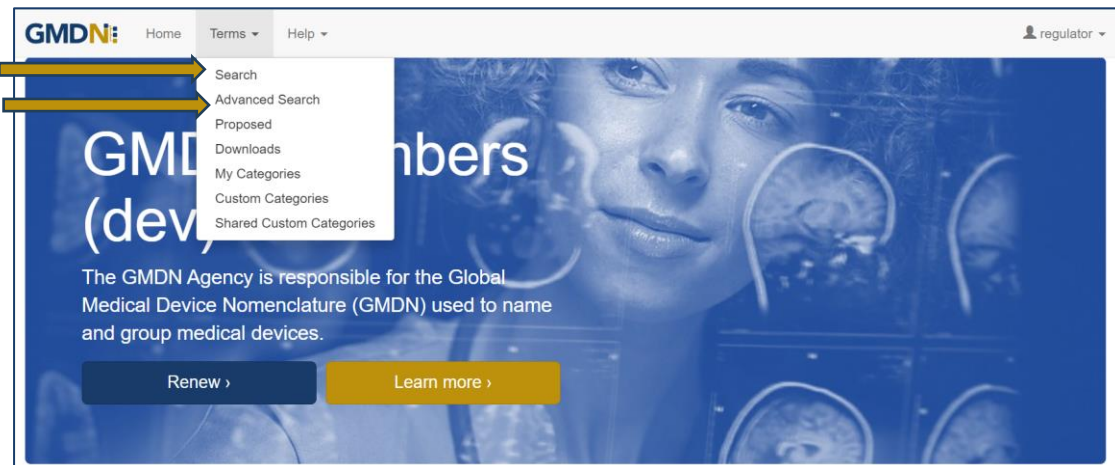
Name 255 max character.

Definition 300 max character.

Code Auto number.

Shared Share with other GMDN members (Government Department, Healthcare Provider, Conformity Assessment Body).

4. There are two ways to add GMDN Terms to your Custom Category. You can use the **Search** function or the **Advanced Search** function via the **Terms** dropdown menu on the homepage.



5. If using Search. Enter a keyword or words and click **Search**.

GMDN: Home Terms Help regulator

Search

Find Terms by keyword(s).

English

Options

Examples: [stent](#) [aorta stent](#) [aorta OR stent](#) [aorta NOT stent](#) ["aortic stent"](#) ["stent"](#) [62572.47685](#)

Note: Translations may not be available for some terms.

6. Select the GMDN Terms you wish to add to your Custom Category by clicking the **check box** next to Details and then click the **Custom Category** button.

Search **stent**

Find Terms by keyword(s).

Options [Reset](#)

Examples: [stent](#) [aorta stent](#) [aorta OR stent](#) [aorta NOT stent](#) ["aortic stent"](#) ["stent"](#) 62572 47685

Note: Translations may not be available for some terms.

1-25 of 180 term(s)

Name	Code	Status	Custom Category
Abdominal aorta endovascular stent -graft deployment aid	56295	Active	Details <input checked="" type="checkbox"/>
Antibody-coated coronary artery stent	47826	Active	Details <input checked="" type="checkbox"/>
Aortic arch branch vessel endovascular stent -graft, basic	65227	Active	Details <input type="checkbox"/>
Aortic arch branch vessel endovascular stent -graft, drug-coated	62571	Active	Details <input type="checkbox"/>
Aortic arch endovascular stent -graft	62573	Active	Details <input type="checkbox"/>
Aortic arch endovascular stent -graft extender	63144	Active	Details <input type="checkbox"/>
Aortic stent implantation kit	64344	Active	Details <input type="checkbox"/>
Arteriovenous endovascular stent -graft	62528	Active	Details <input type="checkbox"/>
Bare-metal coronary artery stent	53616	Active	Details <input type="checkbox"/>

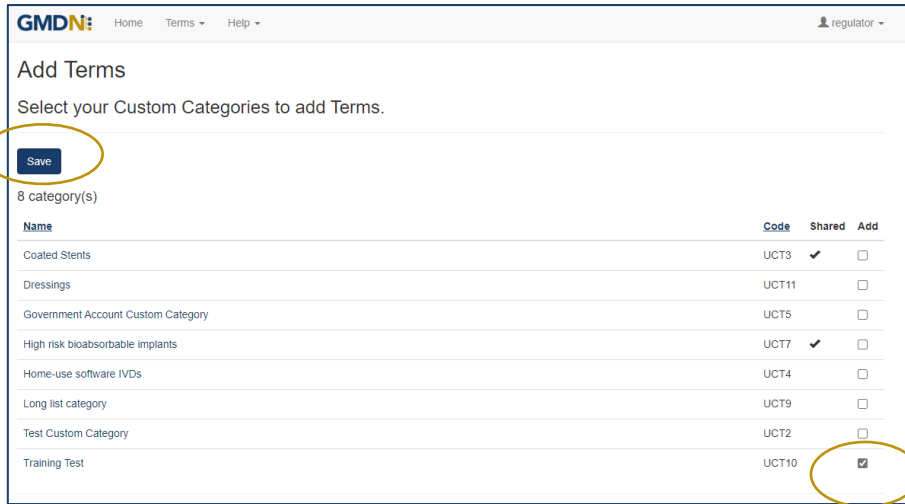
7. Using the dropdown menu on the pop-up box select which Custom Category or Categories you would like the Terms to be added to and click the **Save** button. Alternatively, you can click the **More** button.

Custom Category

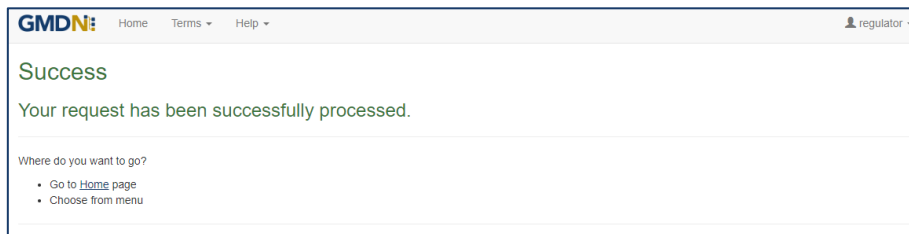
Select **Test Custom Category UCT2**

Save **More...** Cancel

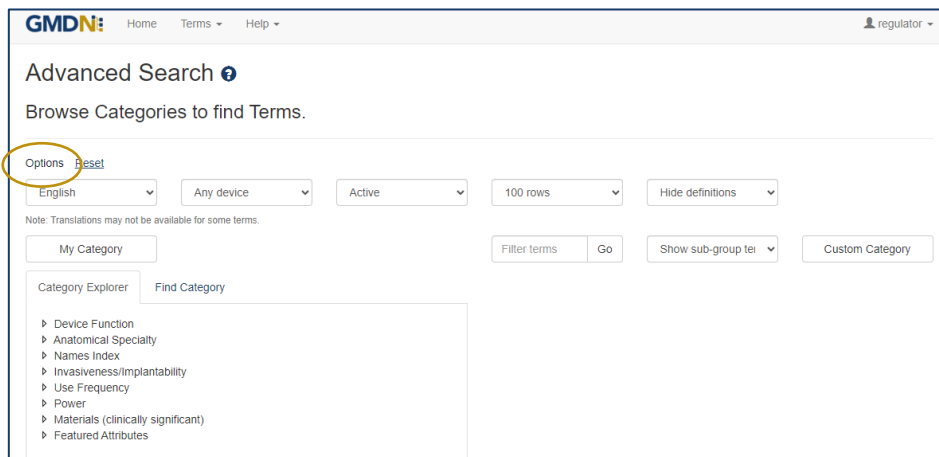
8. This will take you to the Add Terms page. Select which Custom Category or Categories you would like the Terms to be added to and click the **Save** button.



9. When the **Save** button is pressed the GMDN Terms will be added to the Custom Category.



10. The **Advanced Search** displays the eight Category headers which group the GMDN Categories. For example, Categories such as Tissue reparation devices, Endoscopic devices, In-vitro diagnostic devices (IVDs) fall under the Device Function header, Cardiovascular devices, Neurological devices, Orthopaedic devices etc fall under Anatomical Speciality and so on. The structure of the hierarchy is revealed by clicking on the arrows to display the Categories under each Header.



11. The list of GMDN Terms in each Category group is revealed by clicking on the arrows. The GMDN Term Definition is revealed by clicking on the GMDN Term Name. By clicking on the **Details** link, you can see more information belonging to that GMDN Term, including a translation of the text, if available.

GMDN: Home Terms Help regulator

Advanced Search

Browse Categories to find Terms.

Options [Reset](#)

English Any device Active 100 rows Hide definitions

Note: Translations may not be available for some terms.

My Category Filter terms Go Show sub-group te Custom Category

Category Explorer Find Category

- Device Function
 - Active implant devices/ancillaries CT2727
 - Hearing implant systems and associated devices CT2229**
 - Implantable cardiac electrical stimulators and associated devices CT2750
 - Implantable extracardiac electrical stimulators and associated devices CT274
 - Implantable infusion pumps and associated devices CT2751
 - Implantable physiological monitoring systems and associated devices CT286
 - Middle ear implant systems CT2304
 - Tissue repairment devices CT1007
 - Surgical/Invasive procedure instrumentation CT1274
 - Endoscopic devices CT366
 - Catheterization/Cannulation/Fluid path devices CT2818
 - Tissue/Fluid collection and preservation devices CT2724
 - Anaesthesia and ventilation devices CT996
 - Circulatory assistive/bypass devices CT2816
 - Autologous blood processing devices CT2817
 - Radiological devices CT999
 - Energy-based therapy equipment (non-radiological/non-surgical) CT2723
 - Physiological monitoring/measuring devices CT2726
 - Physical examination equipment CT2795
 - Biomechanical rehabilitation equipment CT275
 - Bariatric therapy devices CT2811
 - General hospital devices CT149
 - Disability-living products CT1000
 - Complementary therapy devices CT343
 - Sexual-activity/Contraceptive/Home-conception devices CT2800
 - Laboratory instruments and equipment CT202
 - In vitro diagnostic medical devices (IVDs) CT954
 - Software CT1651
 - Anatomical Specialty
 - Cardiovascular devices CT145
 - Pulmonary devices CT2722
 - Gastro-urological devices CT1002
 - Neurological devices CT1005
 - Ophthalmic devices CT230
 - Obstetrical/Gynaecological devices CT181
 - Ear/Nose/Throat (ENT) devices CT1001

60 term(s) [Export](#)

Name	Code	Status	<input type="checkbox"/>	Details
Audiometric/hearing device software	60211	Active	<input type="checkbox"/>	Details
Auditory brainstem implant intraoperative test electrode	64803	Active	<input checked="" type="checkbox"/>	Details
Auditory brainstem implant system	47285	Active	<input type="checkbox"/>	Details
Auditory brainstem implant system electrode array assembly	47371	Active	<input type="checkbox"/>	Details
Bone-conduction hearing aid, magnetic-implant	65092	Active	<input type="checkbox"/>	Details
Bone-conduction hearing implant system implantation tool	65087	Active	<input type="checkbox"/>	Details
Bone-conduction hearing implant system partially-implantable abutment	65088	Active	<input type="checkbox"/>	Details
Bone-conduction hearing implant system sound processor	65093	Active	<input type="checkbox"/>	Details
Bone-conduction hearing implant system sound processor/vibrator	62209	Active	<input type="checkbox"/>	Details
Bone-conduction hearing implant system vibration transmission plate	65090	Active	<input type="checkbox"/>	Details
Bone-conduction hearing implant system vibration transmission screw	65089	Active	<input type="checkbox"/>	Details
Bone-conduction hearing implant system vibrator assembly	64989	Active	<input type="checkbox"/>	Details
Cochlear electrode array depth gauge, reusable	62561	Active	<input type="checkbox"/>	Details
Cochlear electrode array depth gauge, single-use	61603	Active	<input type="checkbox"/>	Details

GMDN: Home Terms Help regulator

Term Details

Name: Cardiac/peripheral vascular guidewire, reprocessed

Definition: A long, thin, sterile wire intended to be percutaneously placed into the cardiac vasculature (ventricles or coronary vessels) to function as a guide for the introduction, positioning, and/or operation of a device (e.g., catheter, pacing lead); it may also be used in the peripheral vasculature. It is typically made of metal (e.g., stainless steel, Nitinol), with or without coating, and is available in a variety of distal tip designs. It is used for various diagnostic and interventional procedures. This is a single-use device that has previously been used on a patient and has been subjected to additional processing and manufacturing for an additional single-use patient application.

Code: 44839

Status: Active

Created Date: 02 Nov 2004

Modified Date: 26 Sep 2017

[Add to Custom Category](#)

Translations

Language:

12. To add GMDN Terms to your Custom Category, click the **check box** next to Details and then click the **Custom Category** button. If you click the check box at the top this will **select all** the GMDN Terms on that page.

Important: If there are several pages of GMDN Terms you need to save each page before proceeding to the next one.

You can choose how many GMDN Terms are displayed per page by using the **rows** dropdown menu.

Advanced Search

Browse Categories to find Terms.

Options [Reset](#)

English Any device Active 25 rows Hide definitions

Note: Translations may not be available for some terms.

My Category Filter terms Go Show sub-group ter Custom Category

Category Explorer Find Category

- Device Function
 - Active implant devices/ancillaries CT2727
 - Hearing implant systems and associated devices CT2229**
 - Implantable cardiac electrical stimulators and associated devices CT2750
 - Implantable extracardiac electrical stimulators and associated devices CT274
 - Implantable infusion pumps and associated devices CT2751
 - Implantable physiological monitoring systems and associated devices CT286
 - Middle ear implant systems CT2304
 - Tissue reparation devices CT1007
 - Surgical/invasive procedure instrumentation CT1274
 - Endoscopic devices CT366
 - Catheterization/Cannulation/Fluid path devices CT2818
 - Tissue/Fluid collection and preservation devices CT2724
 - Anaesthesia and ventilation devices CT996
 - Circulatory assistive/bypass devices CT2816
 - Autologous blood processing devices CT2817
 - Radiological devices CT999
 - Energy-based therapy equipment (non-radiological/non-surgical) CT2723
 - Physiological monitoring/measuring devices CT2726
 - Physical examination equipment CT2795
 - Biomechanical rehabilitation equipment CT275
 - Bariatric therapy devices CT2811
 - General hospital devices CT149
 - Disability-living products CT1000
 - Complementary therapy devices CT343
 - Sexual-activity/Contraceptive/Home-conception devices CT2800
 - Laboratory instruments and equipment CT202
 - In vitro diagnostic medical devices (IVDs) CT954
 - Software CT1651
- Anatomical Speciality
 - Cardiovascular devices CT145
 - Pulmonary devices CT2722
 - Gastro-urological devices CT1002
 - Neurological devices CT1005
 - Ophthalmic devices CT230
 - Obstetrical/Gynaecological devices CT181
 - Ear/Nose/Throat (ENT) devices CT1001
 - Audiometers and associated devices CT118
 - Cephalometric x-ray systems and associated devices CT2102
 - Ear specula CT1927
 - ENT burs CT1284

1-25 of 60 term(s)

Export

Name	Code	Status	Details	<input type="checkbox"/>
Audiometric/hearing device software	60211	Active	Details	<input checked="" type="checkbox"/>
Auditory brainstem implant intraoperative test electrode	64803	Active	Details	<input checked="" type="checkbox"/>
Auditory brainstem implant system	47285	Active	Details	<input checked="" type="checkbox"/>
Auditory brainstem implant system electrode array assembly	47371	Active	Details	<input checked="" type="checkbox"/>
Bone-conduction hearing aid, magnetic-implant	65092	Active	Details	<input checked="" type="checkbox"/>
Bone-conduction hearing implant system implantation tool	65087	Active	Details	<input checked="" type="checkbox"/>
Bone-conduction hearing implant system partially-implantable abutment	65088	Active	Details	<input checked="" type="checkbox"/>
Bone-conduction hearing implant system sound processor	65093	Active	Details	<input checked="" type="checkbox"/>
Bone-conduction hearing implant system sound processor/vibrator	62209	Active	Details	<input checked="" type="checkbox"/>
Bone-conduction hearing implant system vibration transmission plate	65090	Active	Details	<input checked="" type="checkbox"/>
Bone-conduction hearing implant system vibration transmission screw	65089	Active	Details	<input checked="" type="checkbox"/>
Bone-conduction hearing implant system vibrator assembly	64989	Active	Details	<input checked="" type="checkbox"/>
Cochlear electrode array depth gauge, reusable	62561	Active	Details	<input checked="" type="checkbox"/>
Cochlear electrode array depth gauge, single-use	61603	Active	Details	<input checked="" type="checkbox"/>
Cochlear electrode array introducer, reusable	61446	Active	Details	<input checked="" type="checkbox"/>
Cochlear electrode array introducer, single-use	63161	Active	Details	<input checked="" type="checkbox"/>
Cochlear implant dummy magnet	62602	Active	Details	<input checked="" type="checkbox"/>

13. Then select which Custom Category or Categories you would like the Terms to be added to and select the **Save** button. The GMDN Terms will now be added to the Custom Category.

Add Terms

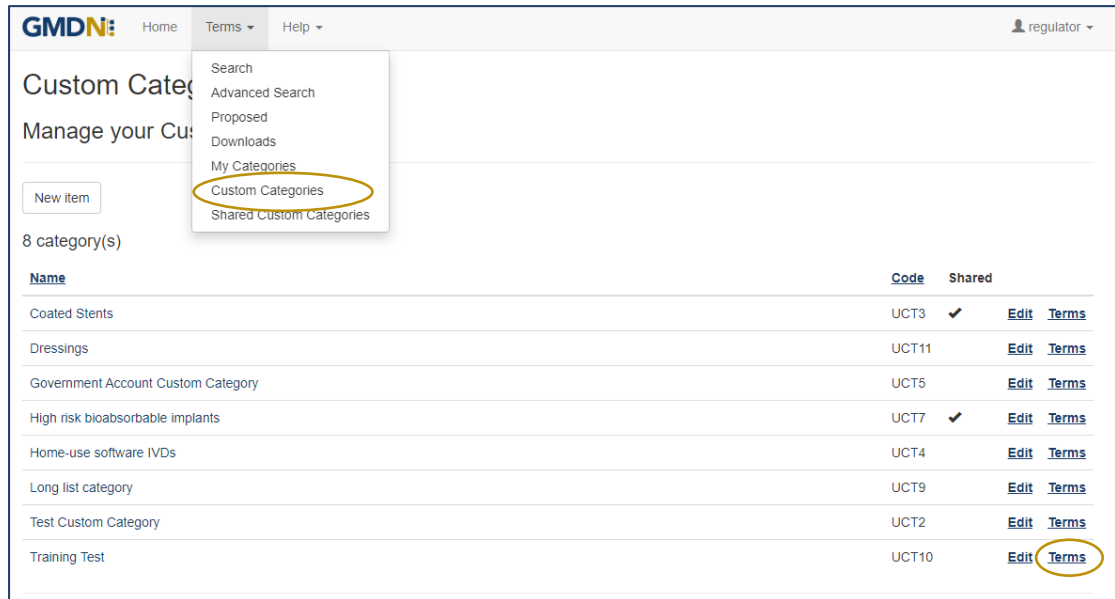
Select your Custom Categories to add Terms.

Save

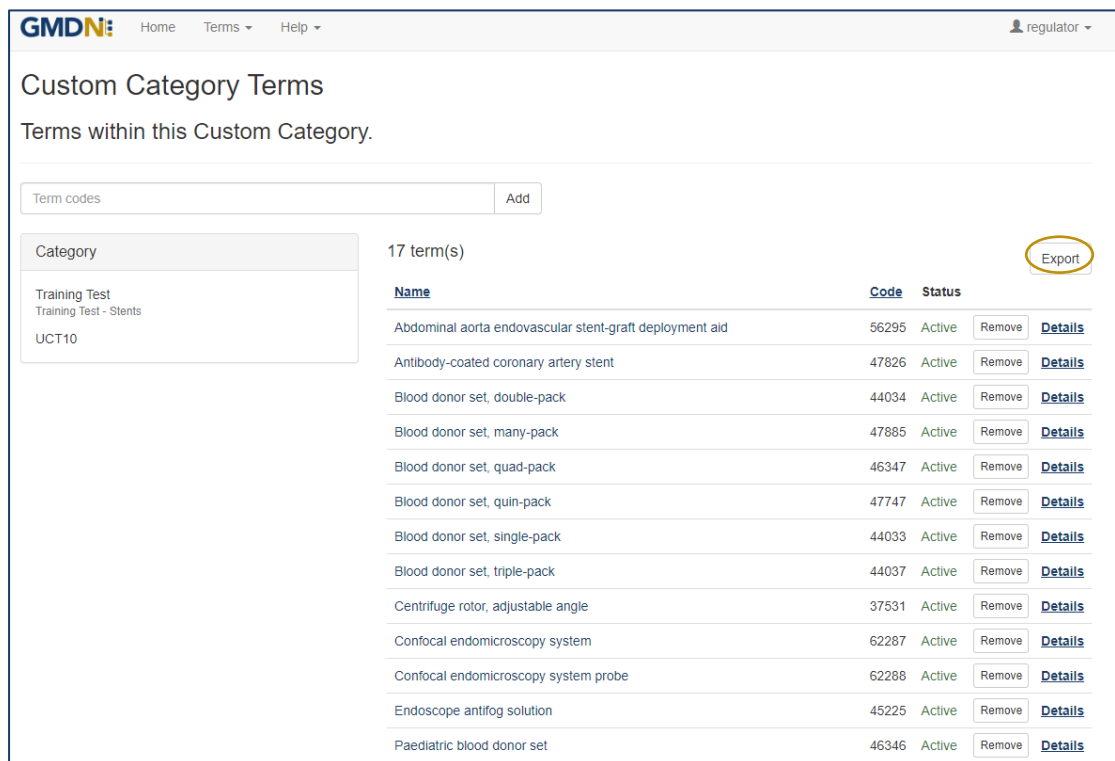
8 category(s)

Name	Code	Shared	Add
Coated Stents	UCT3	<input checked="" type="checkbox"/>	<input type="checkbox"/>
Dressings	UCT11	<input type="checkbox"/>	<input type="checkbox"/>
Government Account Custom Category	UCT5	<input type="checkbox"/>	<input type="checkbox"/>
High risk bioabsorbable implants	UCT7	<input checked="" type="checkbox"/>	<input type="checkbox"/>
Home-use software IVDs	UCT4	<input type="checkbox"/>	<input type="checkbox"/>
Long list category	UCT9	<input type="checkbox"/>	<input type="checkbox"/>
Test Custom Category	UCT2	<input type="checkbox"/>	<input type="checkbox"/>
Training Test	UCT10	<input type="checkbox"/>	<input checked="" type="checkbox"/>

14. How to export data from your Custom Category. First select **Custom Categories** from the **Terms** dropdown menu on the page header. Then select the **Terms** button from the Custom Category you are wanting to export.



15. Within the Custom Category Terms page click the **Export** button. Within this page you can also remove any Terms that you no longer require in your Custom Category.



16. The Custom Category data will be downloaded as an .XML file to your device.

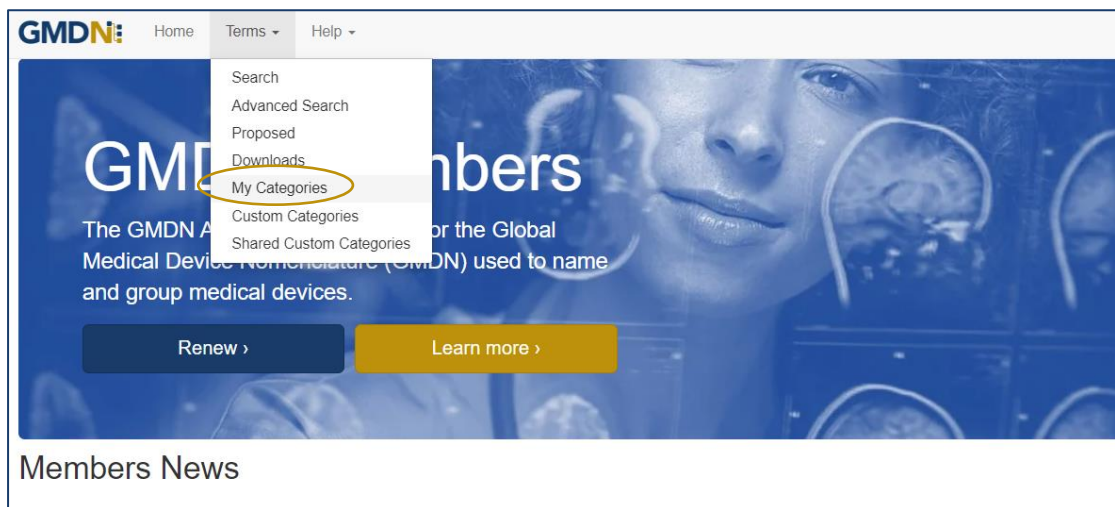
5. GMDN – My Categories – Step-by-Step Guide

This is a Step-by-Step Guide for using the My Categories function on the GMDN website. This function allows you to add specific GMDN Categories to your account that are of interest to you or your organisation.

The user of the GMDN website with the appropriate account permission can add, modify, and delete My Categories associated with their membership account.

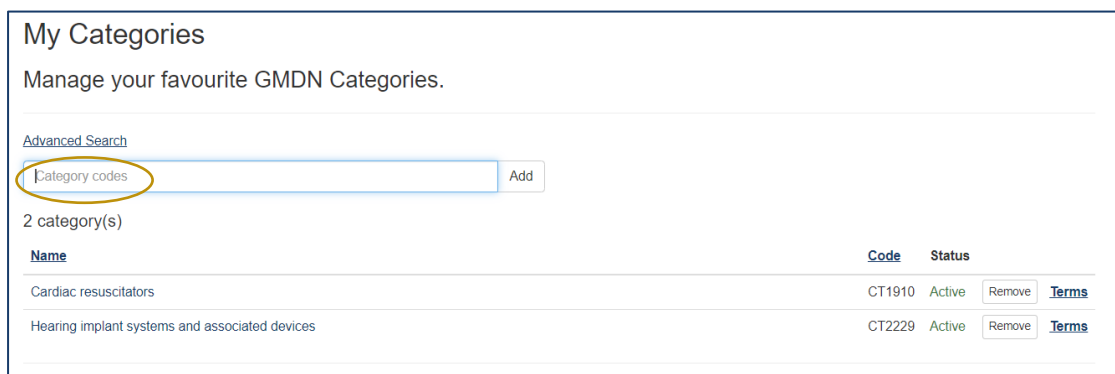
1. Login to the GMDN Database using your Username and Password.

The *My Categories* option is found in the *Terms* dropdown menu.



2. By clicking on *My Categories* the list of existing My Categories on your account will be listed.

To add a new My Category if you already know the GMDN Category Code you can input it in the text box and select *Add*.



3. Another way to add a GMDN Category to your My Category list is to use the *Advanced Search* tool. This can either be found on the *Terms* dropdown menu or using the *Advanced Search* link from the My Categories page.

My Categories
Manage your favorite categories.

Advanced Search

Category codes Add

2 category(s)

Name	Code	Status	
Cardiac resuscitators	CT1910	Active	Remove Terms
Hearing implant systems and associated devices	CT2229	Active	Remove Terms

4. On the Advanced Search page use the *Category Explorer* to select the Category that you would like to add, when a GMDN Category is selected it will become bold. Then click on the *My Category* button.

Please note you can only add one GMDN Category at a time to your *My Categories* list.

Advanced Search ⓘ

Browse Categories to find Terms.

Options [Reset](#)

My Category

Filter terms Go

1-100 of 648 term(s)

Name	Code	Status	
Anal fistula/pilonidal sinus cleaning brush	67284	Active	Details <input type="checkbox"/>
Arthroscopic access cannula seal, reusable	62457	Active	Details <input type="checkbox"/>
Arthroscopic access cannula seal, single-use	62456	Active	Details <input type="checkbox"/>
Arthroscopic access cannula, reusable	62458	Active	Details <input type="checkbox"/>
Arthroscopic access cannula, single-use	58752	Active	Details <input type="checkbox"/>
Arthroscopic insufflator	36677	Active	Details <input type="checkbox"/>
Arthroscopic irrigation/insufflation system	36003	Active	Details <input type="checkbox"/>
Arthroscopic obturator	58753	Active	Details <input type="checkbox"/>
Arthroscopic shaver system blade, reprocessed	61800	Active	Details <input type="checkbox"/>
Arthroscopic shaver system blade, reusable	38654	Active	Details <input type="checkbox"/>

Category Explorer Find Category

- Device Function
 - Active implant devices/ancillaries CT2727
 - Tissue repair devices CT1007
 - Surgical/invasive procedure instrumentation CT1274
 - Endoscopic devices CT366**
 - Catheterization/Cannulation/Fluid path devices CT2818
 - Tissue/Fluid collection and preservation devices CT2724
 - Anaesthesia and ventilation devices CT996
 - Circulatory assistive/bypass devices CT2816
 - Autologous blood processing devices CT2817
 - Radiological devices CT999
 - Energy-based therapy equipment (non-radiological/non-surgical) CT2723
 - Physiological monitoring/measuring devices CT2726
 - Physical examination equipment CT2795
 - Biomechanical rehabilitation equipment CT275
 - Bariatric therapy devices CT2811
 - General hospital devices CT149
 - Disability-living products CT1000
 - Complementary therapy devices CT343
 - Sexual-activity/Contraceptive/Home-conception devices CT2800
 - Laboratory instruments and equipment CT202

5. The selected GMDN Category has now been added to your *My Categories* list.

members.gmdnagency.org says

Successfully added to your My Categories.

6. On the My Categories page you can view the GMDN Terms within your selected GMDN Categories by selecting the **Terms** button. You can also remove any GMDN Category from your list if you no longer require it by using the **Remove** button.

My Categories

Manage your favourite GMDN Categories.

[Advanced Search](#)

3 category(s)

Name	Code	Status		
Cardiac resuscitators	CT1910	Active	Remove	Terms
Endoscopic devices	CT366	Active	Remove	Terms
Hearing implant systems and associated devices	CT2229	Active	Remove	Terms

7. You can also use the **Export** button to download the GMDN Category as an .XML file.

My Category Terms

Terms within this Category.

Category

Cardiac resuscitators
Devices designed to restore or assist a patient's cardiac function typically in acute or emergent care settings.

CT1910
Active

5 term(s) [Export](#)

Name	Code	Status	
Cardiac resuscitator, battery-powered	61908	Active	Details
Cardiac resuscitator, line-powered	44780	Active	Details
Cardiac resuscitator, manual	41882	Active	Details
Cardiac resuscitator, pneumatic	45748	Active	Details
Cardiopulmonary resuscitator	35309	Active	Details

This XML file does not appear to have any style information associated with it. The document tree is shown below.

```

<?xml version="1.0" encoding="UTF-8" standalone="no" ?>
<gmdn copyright="2024 GMDN Agency Ltd." title="Terms" group="CT1907" subGroups="True" lang="en" date="2024-11-08 16:32" count="1423">
  <term>
    <termName>Abdominal aorta aneurysm endoleak filler</termName>
    <termDefinition>An implantable liquid substance intended to fill the void between an abdominal aorta aneurysm and an abdominal aorta endovascular stent-graft therapeutically implanted across the aneurysm, to prevent leakage of blood around the stent-graft (endoleak). It is a polymer material implanted by translumbar or transfemoral injection and typically mixed from two constituents during the implantation procedure. Dedicated disposable implantation devices are included with the implant.</termDefinition>
    <termCode/>
    <termStatus>Active</termStatus>
    <termIsIVD>Non-IVD</termIsIVD>
    <createdDate>2021-08-03</createdDate>
  </term>
  <term>
    <termName>Abdominal aorta endovascular stent-graft</termName>
    <termDefinition>A non-bioabsorbable tubular device typically implanted at the junction of the abdominal aorta and the common iliac arteries to reduce pressure on an abdominal aortic aneurysm (AAA); it does not contain anticoagulants or pharmaceuticals that prevent narrowing of the vessels. It is percutaneously inserted via the femoral artery to the site of implantation where it self-expands. It is typically made of a metallic outer mesh structure with an inner polymer tube (endovascular graft) and is typically available in two designs: 1) a single tube for insertion into one iliac artery; or 2) a two-part bifurcation design (e.g., Y-shaped tube) for insertion through both iliac arteries.</termDefinition>
  </term>
</gmdn>

```

8. If you would like to receive notifications if any of the GMDN Terms within your selected categories are amended, made obsolete or if a new Term is added then you need to have the correct settings in your profile.

Go to **My Profile** on the drop-down menu and then check the **Term Changes for My Categories** box under the "How we communicate with you" section.

GMDN: Home Terms Help manufacturer

My Profile

Modify your personal details.

Alerts
Membership
Organisation
Orders
Users
My Profile
Log off

Prefix: - Select -

First Name: manufacturer

Middle Name:

Last Name: test

Job Title:

Group:

User Name: manufacturer@gmdnagency.org

Email: manufacturer@gmdnagency.org

Phone:

How we communicate with you

Term Changes Real-time email notifications about your purchased terms. See also [Alerts](#)

Term Changes for My Categories Real-time email notifications about Terms in your 'My Categories'.

6. GMDN Website - Enquiry – Step-by-Step Guide

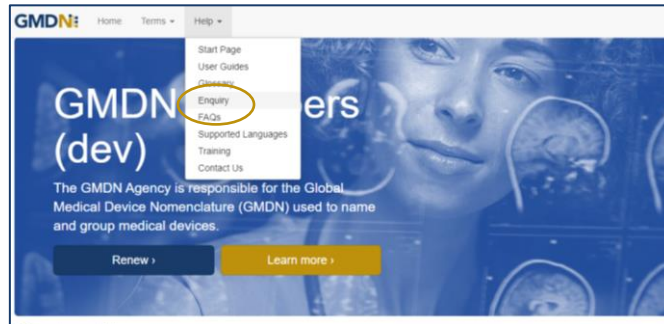
This is a Step-by-Step Guide for submitting an Enquiry for new or modified GMDN Codes using the GMDN website.

If after using the GMDN Search or GMDN Advanced Search tools a user cannot find a relevant GMDN Term for their product, they are invited to submit an *Enquiry*. The Enquiry process is the only method of seeking assistance from the GMDN Agency in identifying GMDN Terms. The outcome of an *Enquiry* will be one of the following:

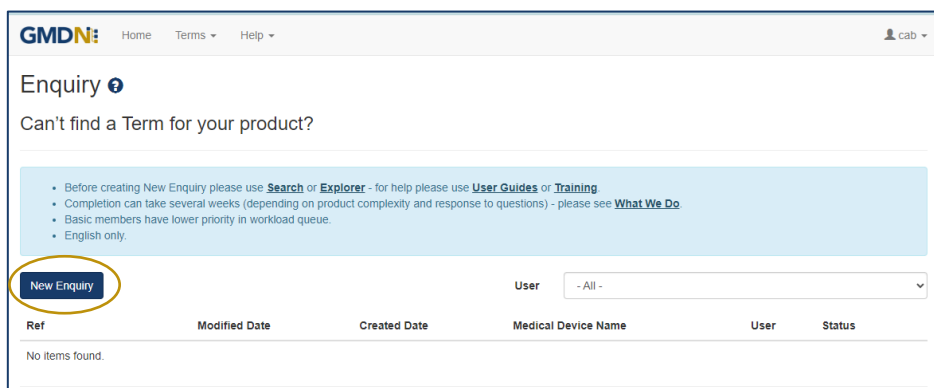
- a. The GMDN Agency identifies an existing GMDN Term.
- b. An existing GMDN Term is modified to include the new product's characteristics.
- c. A new GMDN Term is created.

1. Logon to the GMDN Database using your Username and Password.

2. Click on *Enquiry* on the dropdown list in the *Help* menu.



3. The *Enquiry* screen displays all the previous enquiries submitted from the same account. A filter is available to list all enquires by a specific user applicant. This page is also used to monitor progress on all outstanding enquiries.



4. Click on **New Enquiry** to start filling in product details.

All information provided to the GMDN Agency is confidential to us and is subject to current Data Protection Law. For more information, please see our **Privacy Policy**, found in the footer of all webpages.

The screenshot shows the 'Enquiry' form on the GMDN website. At the top, there are navigation links for 'Home', 'Terms', and 'Help', and a user profile 'cab'. The main heading is 'Enquiry' with a progress bar indicating 'Step 1'. Below this is the 'Product details' section. It includes a 'Your Email' field with 'cab@gmdnagency.org' and a link to 'My Profile'. The form contains several input fields: 'Medical Device Name' (with a subtext 'Brand/Trade/Proprietary Name or Common Name'), 'Manufacturer', 'Model', 'Catalogue / Reference (REF)', 'Files' (with a 'Choose Files' button and subtext 'No file chosen. Please supply documentation (e.g. IFU, brochure) which includes an image. Supports Images, Adobe Acrobat, Microsoft Word.'), 'Uri' (with a subtext 'http://www.example.com'), and 'Reason' (with a subtext 'Why do you require a GMDN term i.e. which Regulator or other body is asking you to provide a GMDN term?'). At the bottom, 'Step 2' has three radio button options: 'General medical device', 'In Vitro Diagnostic (IVD)', and 'Software', with a subtext 'Please choose your enquiry type to proceed to the next step.' Navigation buttons 'Back', 'Cancel', and 'Next' are at the bottom right, with 'Next' circled in red.

The **Medical Device Name**, **Manufacturer**, **Model** and **Reason** are mandatory data fields. This information is used by us to help identify the device but is not necessarily used in the final GMDN Term Name or Definition.

Please also attach a File which contains the product information by using the **Choose File** button. For example, an 'Instruction for Use' (IFU) or product brochure. This is also a mandatory field.

You can also provide a **Catalogue/Reference (REF)** and a relevant **URL** if applicable; this is not a mandatory field however it may increase the speed of the Enquiry process.

5. At the bottom of the page, Step 2 asks what type of device the enquiry relates to. This is used to determine the next set of questions we ask about the product. There are three options. Select the relevant option and click next.

- a. **General medical device** – where the primary product is a general medical device.
- b. **In Vitro Diagnostic (IVD)** – where an IVD is the primary product.
- c. **Software** – where software is the primary product

- a. **General medical device** is for products that are to be used as a medical device only and will ask questions related to that specific technology. Once you have completed the form click **Next**.

The screenshot shows the 'Enquiry' form for 'General medical device'. It is divided into two steps: Step 1 (highlighted in green) and Step 2 (highlighted in yellow). The form includes a text input for 'Intended Use / Target', a table for 'Components' with columns for Name, Use Frequency, Sterility, Invasiveness, Sold Separately, Power, and Materials, a dropdown for 'Key Attributes', and an 'Additional' text area. At the bottom right, there are three buttons: 'Back', 'Cancel', and 'Next', with the 'Next' button circled in yellow.

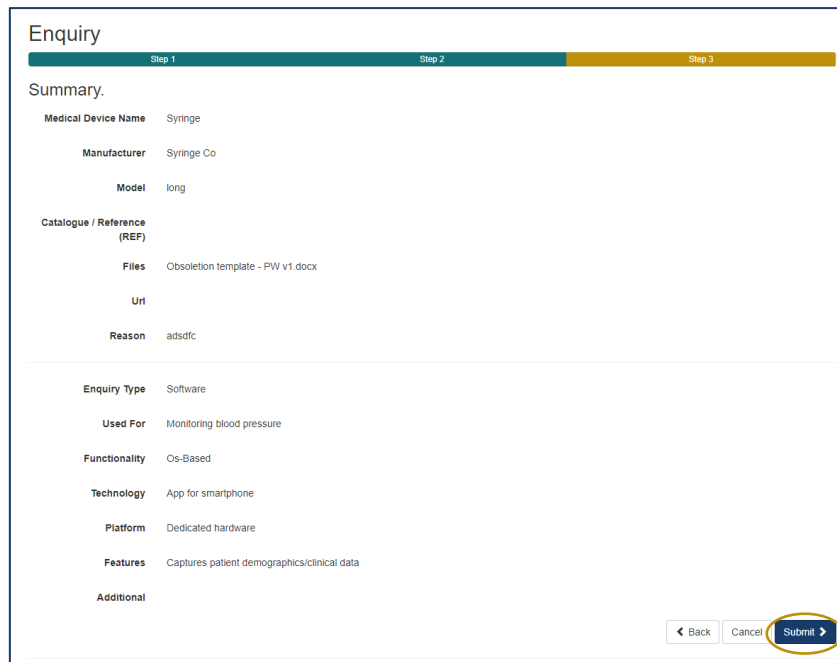
- b. **In Vitro Diagnostic (IVD)** will ask questions only related to IVDs. Once you have completed the form click **Next**.

The screenshot shows the 'Enquiry' form for 'In Vitro Diagnostic (IVD)'. It is divided into two steps: Step 1 (highlighted in green) and Step 2 (highlighted in yellow). The form includes dropdown menus for 'Nature Of Device' and 'Usage', text inputs for 'Target Analyte', 'Assay Type / Methodology', and 'Clinical Application', a dropdown for 'Components', and an 'Additional' text area. At the bottom right, there are three buttons: 'Back', 'Cancel', and 'Next', with the 'Next' button circled in yellow.

- c. **Software** is for software-based products only and will ask questions related to that specific technology. Once you have completed the form click **Next**.

The screenshot shows the 'Enquiry' form for 'Software'. It is divided into two steps: Step 1 (highlighted in green) and Step 2 (highlighted in yellow). The form includes text inputs for 'Used For', 'Functionality', and 'Technology', dropdown menus for 'Platform' and 'Features', and an 'Additional' text area. At the bottom right, there are three buttons: 'Back', 'Cancel', and 'Next', with the 'Next' button circled in yellow.

6. The *Summary* page is used to provide a final check on the product details prior to submission. Review the summary and when happy with it press submit.



Enquiry

Step 1 Step 2 Step 3

Summary.

Medical Device Name Syringe

Manufacturer Syringe Co

Model long

Catalogue / Reference (REF)

Files Obsolescence template - PW v1.docx

Uri

Reason adstfc

Enquiry Type Software

Used For Monitoring blood pressure

Functionality Os-Based

Technology App for smartphone

Platform Dedicated hardware

Features Captures patient demographics/clinical data

Additional

< Back Cancel Submit >

7. Following submission, the GMDN Term is assessed by the GMDN Agency and allocated to a subject expert to review. The expert will contact you for more information if needed using a notification email. An example email is given below. The message contains a link to your *Enquiry*.

Dear XXXXXXXX

The GMDN Term Development Team has posted a message regarding your enquiry. This may be asking for more information or another comment regarding your enquiry. The Term development process cannot continue until the necessary information is received.

Enquiry - [EQ160001](#)

Regards
GMDN Agency

Any change to the status of an *Enquiry* will also be made to the *Alerts* page and is found in the Account dropdown menu at the top right of the webpage (with the person icon). There will always be an opportunity to discuss the outcome of the Enquiry with the GMDN expert.

8. Following the satisfactory completion of the Enquiry, it will be closed. The history will still be available for future reference in the *Enquiry* page.

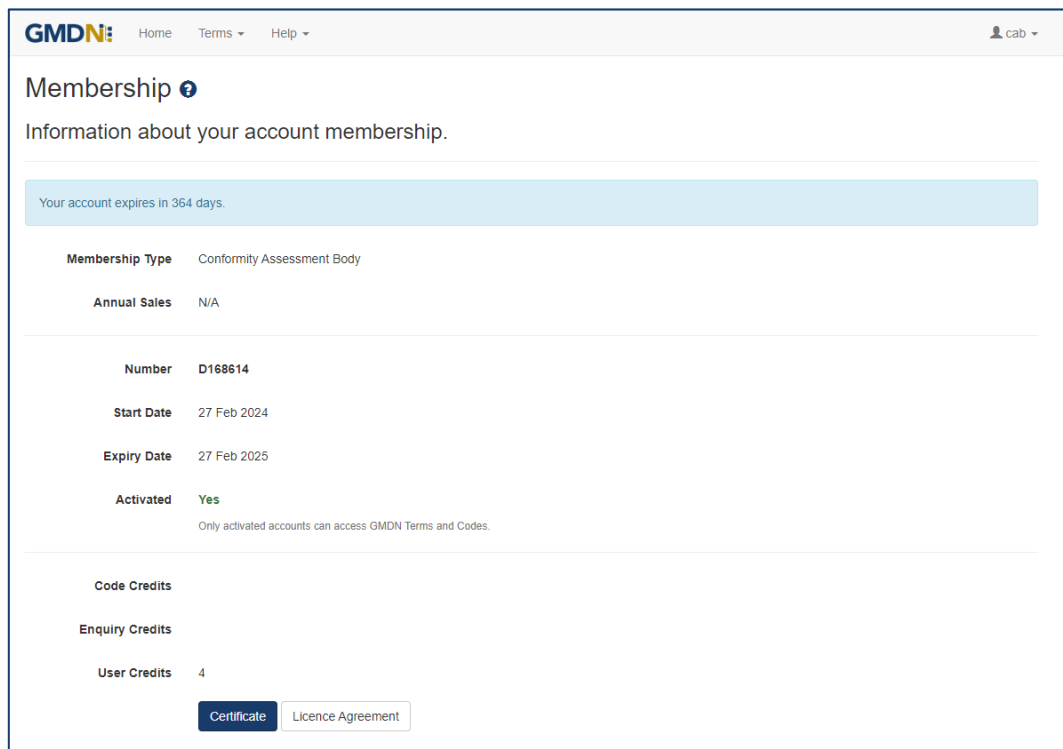
7. GMDN Agency – Membership Renewal Process (free membership access)

Guide for membership Renewal for existing GMDN Members, showing screen shots and system email messages.

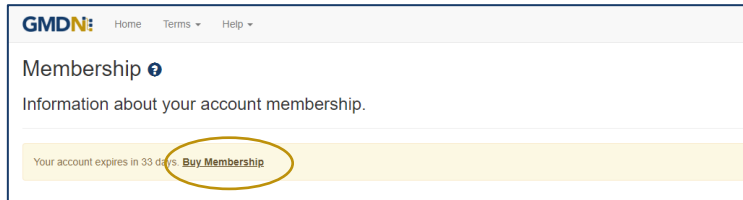
1. The Membership status is always available to view in the *Membership* tab and is found in the Account dropdown menu at the top right of the webpage (with the person icon).



2. If you click on the *Membership* link, it will take you to your *Membership* page.



3. Membership can be renewed up to 3 months before it is due to expire and when available will be visible as a *Buy Membership* link on your *Membership* page.



4. When the user clicks the *Buy Membership* button, the *Membership Renewal* screen will be displayed.

For membership with £0.00 value there are no payment options applicable. Click *Next*.

Register

Membership

Is my organisation already a member? [Members](#)

Membership Type

SCHEDULE D – for a CONFORMITY ASSESSMENT BODY

1 Definition. For the purposes of this Agreement a ‘Conformity Assessment Body’ is an organization recognized by a national government for the purpose of medical device testing, certification or approval. For example, a European Notified Body or Government Inspector.

2 Purpose. Use of the GMDN nomenclature for regulatory purposes where there is a need for general descriptors for identification purposes.

The Licensee is permitted to integrate the GMDN into its intranet IT domain for internal access only.

The Licensee may grant access to the GMDN Database for all entities governed by the Licensee body within its regulatory environment.

Annual Sales

Additional Info

Currency

Total £0.00

Method

Credit Card

Invoice

Quote

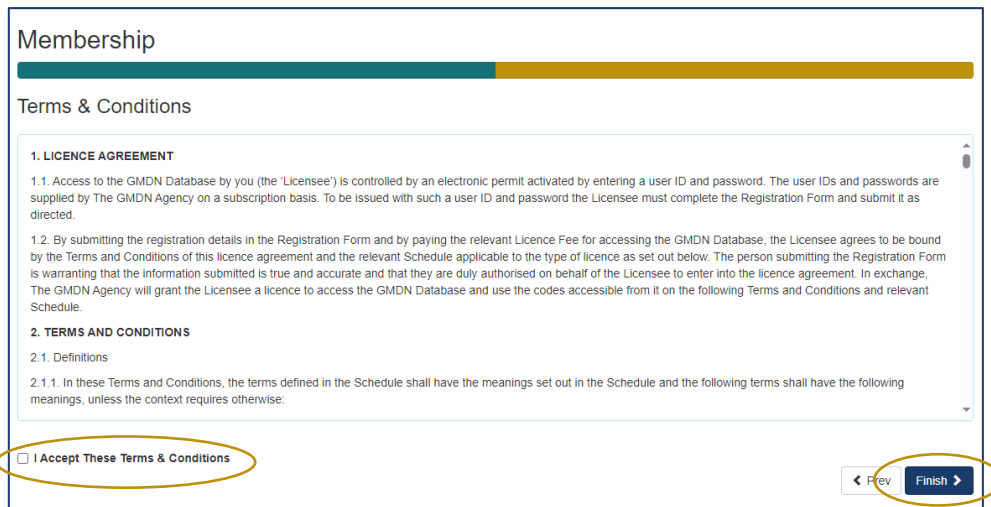
MasterCard, Visa (EUR, GBP, USD), Amex (USD), JCB, Maestro (GBP).

Purchase Order

Invoice purchase order number (optional).

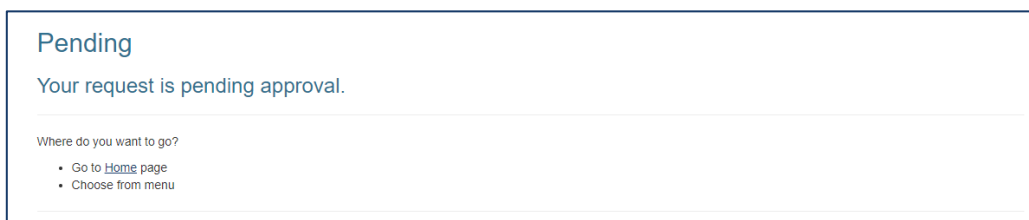
[Refund Policy](#)

5. Next **Terms & Conditions** need to be accepted. Then click the blue **Finish** button.



6. A message will then be displayed stating the membership request is pending approval.

This will be evaluated by our Customer Services team and once approved a confirmation message will be sent to you.



7. For reference the order history on your account renewals can be seen in the **Orders** folder and is found in the Account dropdown menu at the top right of the webpage (with the person icon).



8. The GMDN website will now be fully functioning to search for GMDN Terms and Codes.

8. Stay in touch with the GMDN Agency

We have an 'opt-in' newsletter, which you can subscribe to, to stay ahead with news about the Agency and any key developments regarding the GMDN data set.

To opt-in to these options please tick the relevant box in *My Profile* as below. *My Profile* can be found in the Account dropdown menu at the top right of the webpage (with the person icon).

My Profile
Modify your personal details.

Prefix: - Select -

First Name: cab

Middle Name:

Last Name: cab

Job Title:

Group:

User Name: cab@gmdnagency.org

Email: cab@gmdnagency.org
✓ Confirmed

Phone:

How we communicate with you

Term Changes
Real-time email notifications about your purchased terms. See also [Alerts](#)

Term Changes for My Categories
Real-time email notifications about Terms in your 'My Categories'.

Account Summary
Periodic email notifications about your account and purchased terms. See also [Alerts](#)

GMDN Focus
Periodic email newsletter containing news and marketing material.

Save Confirm Email Change Password

Contact Us Cookie Policy Privacy Policy Licence Agreement Terms of Website Use Copyright Statement Build 2024.2.6 © 2024 GMDN Agency Ltd.

From time to time, we may request your input when reviewing our GMDN Terms. This is an important part of maintaining the Terminology to ensure that it always represents devices on the market as accurately as possible. We also understand that this requires time on your part, and we are very appreciative of the responses and any additional information that you provide.

The GMDN is also on social media platforms such as [LinkedIn](#), where we share news and other interesting articles from within the MedTech industry.

If you have any questions, please contact us at this [link](#).