

GMDN – User Guide for Manufacturers

CONTENTS

1. **Account Management** – How to manage your account users
2. **Search** – How to find device definitions by keyword(s)
3. **Advanced Search** – How to browse device definitions by group
4. **My Terms & Data Export** – How to export GMDN Data into a spreadsheet
5. **My Categories** – How to add specific GMDN Categories to your account
6. **Enquiry** – What to do If you can't find a GMDN Term for your product
7. **Obsolete Terms** – Guidance on finding Alternative Terms and managing Obsolete Terms
8. **Membership** – How to renew your GMDN membership
9. **Code of Good Practice** – GMDN Manufacturers Code of Good Practice
10. **Stay in touch** with the GMDN Agency

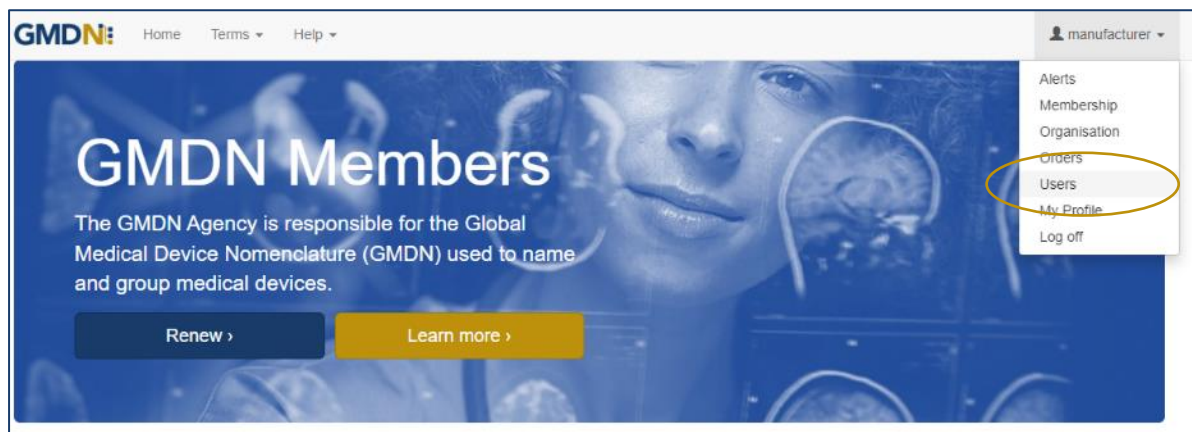
1. GMDN Website – Account Management – Step-by-Step Guide

This is a Step-by-Step Guide for account management by adding and modifying user settings on the GMDN website.

The user of the GMDN website with the appropriate account permission can add, modify, and delete user profiles associated with their membership account.

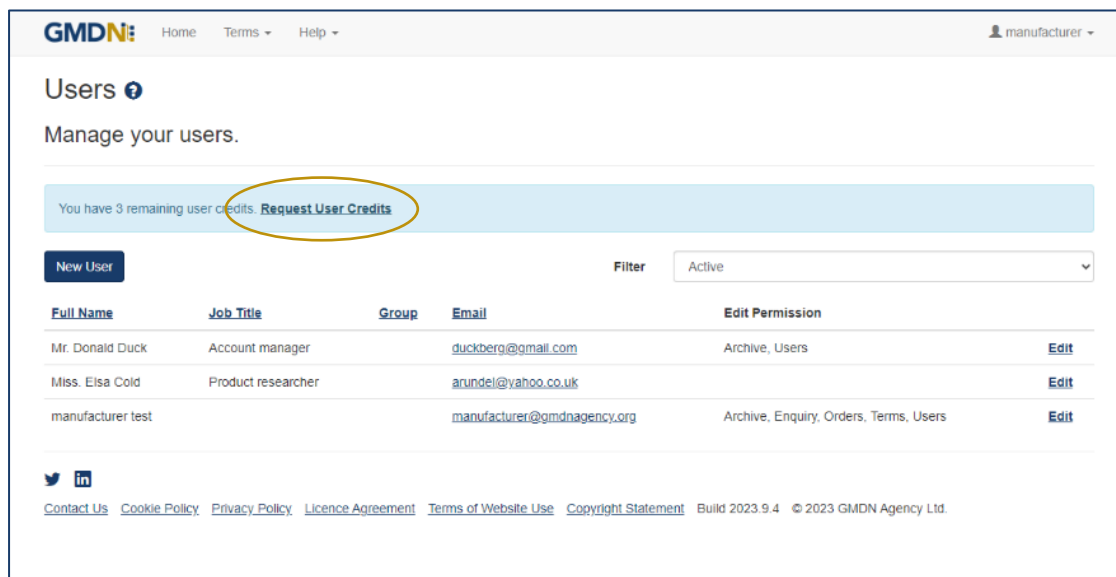
1. Login to the GMDN Database using your Username and Password.

The **Users** tab is found in the Account dropdown menu at the top right of the webpage (with the person icon).



2. By clicking on **Users** the list of existing users will be listed for your account.

Note: new accounts will only list the details of the user that registered the account.



3. The list can be sorted by username, Email address, Group or Job Title. The **Job Title** and **Group** fields are user defined and maybe useful to help organise and sort your users.

4. Each account when first activated, is provided with a certain number of user credits which are used to add more users. If you require more, they can be requested using the [Request User Credits](#) button.

5. The permissions can be added or removed according to your preference.

Permission	Description
User	Can add, modify and delete users on their account
Orders	Can order and pay for membership
Terms	Can search for and reveal GMDN Codes
Enquiry	Can send a new product enquiry
Archive	Can add a Term to the Term Archive folder
Default (none of the above)	Can search the database, but cannot reveal GMDN Codes

The membership applicant will have all permissions enabled and will thereafter be able to add new users and set permissions for them.

6. To add a new user select [New User](#).

GMDN Home Terms Help

Users ?

Manage your users.

You have 3 remaining user credits. [Request User Credits](#)

[New User](#)

Full Name	Job Title	Group
Mr. Donald Duck	Account manager	
Miss. Elsa Cold	Product researcher	
manufacturer test		

7. Fill in the user details and select the **Save** button.

Only the First Name, Last Name and Email Address are mandatory fields.

Remember to select the **Edit Permissions** options to give the user the access they need.

GMDN: Home Terms Help manufacturer

Users

Modify the user details.

Prefix: - Select -

First Name:

Middle Name:

Last Name:

Job Title:

Group:

User Name:

Email:

Phone:

Edit Permission: - Select -

Grant user Edit permission to tasks. All users have Read permission by default.

Term Changes:

Account Summary:

GMDN Focus:

Save Confirm Email Archive

8. When the **Save** button is pressed the user will be added to your list.

An email will be sent to the new user to inform them of their username and initial password. We recommend the password is changed when the new user accesses the GMDN website for the first time.

Dear Test Three,

Your GMDN user account has been created with the following details.

Username: test3@gmdnagency.org
Password: gLCMhZiK

You can now access your GMDN account at www.gmdnagency.org

Regards
GMDN Agency

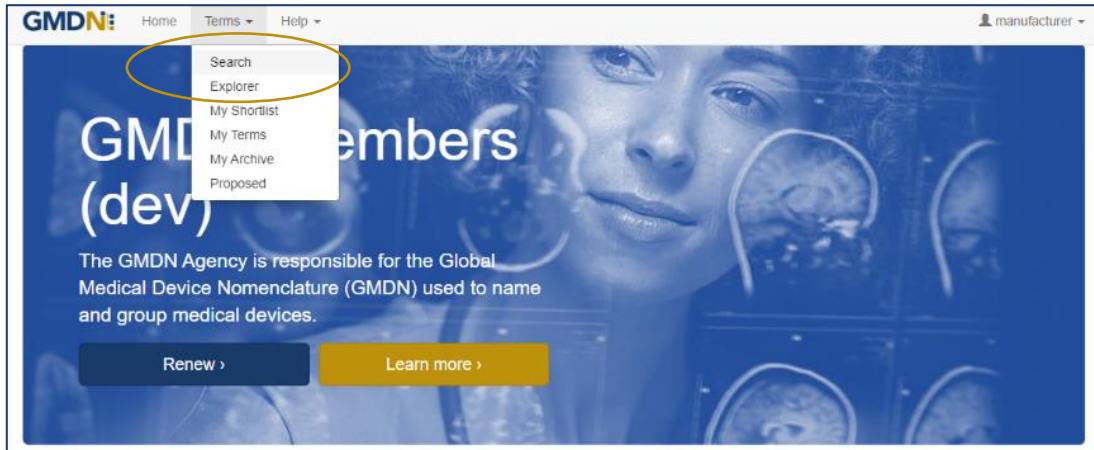
This is an automated message sent by GMDN Agency, please do not reply.

2. GMDN Website – Search – Step-by-Step Guide

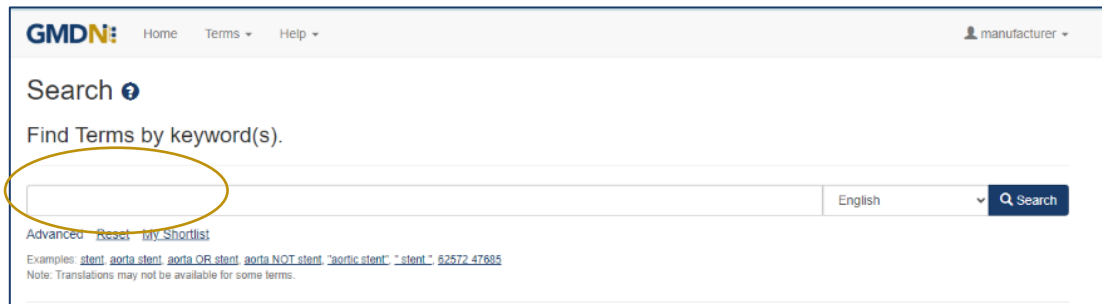
This is a Step-by-Step Guide for searching for GMDN Codes using the GMDN website.

The GMDN Search uses a 'browser like' search algorithm to find GMDN Terms using key words.

1. Logon to the GMDN Database using your Username and Password.
2. Click on *Search* on the *Terms* dropdown menu.



3. In the box, type in the keyword(s) for the medical device you are looking for.



Formatting the search text can help narrow down the search. For example:

cardiac OR catheter creates an 'either of the words' filter and will produce over 1,170 results.

cardiac catheter is an 'all of the words' filter and will produce over 110 results.

"cardiac catheter" uses "the exact phrase" filter and will produce about 20 results.

cardiac NOT valve will remove the word 'valve' from the 'cardiac catheter' results.

GMDN Code (Example 12345) will return the relevant GMDN Term.

4. The **Advanced** tab provides additional filters to narrow the search by Term Modification Date and searching in specific user locations, such as the **My Terms** list.

Specific searches can include 'obsolete' GMDN Terms.

In the example below, the Advance search criteria is looking for all Terms that contain the word 'stent' that have been modified in the 'last 6 months' that will also include 'obsolete' Terms.

The screenshot shows the 'Search' page with the following details:

- Search input: Stent
- Language: English
- Buttons: Advanced, Reset, My Shortlist
- Location: GMDN Terms
- Modified: 6 Months
- Include Obsolete:
- Row Per Page: 25
- Show Definitions:

Examples: [stent](#) [aorta stent](#) [aorta OR stent](#) [aorta NOT stent](#) ["aortic stent"](#) ["stent"](#) 62572 47685
Note: Translations may not be available for some terms.

5. Click on the **Search** button or press Return and the results are displayed in a list form.

The Term Definition is revealed by clicking on the Term Name.

The screenshot shows the search results page with the following details:

- Search input: syringe
- Language: English
- Buttons: Search
- Location: GMDN Terms
- Modified: 1 Year
- Include Obsolete:
- Row Per Page: 25
- Show Definitions:

Examples: [stent](#) [aorta stent](#) [aorta OR stent](#) [aorta NOT stent](#) ["aortic stent"](#) ["stent"](#) 62572 47685
Note: Translations may not be available for some terms.

1 term(s)

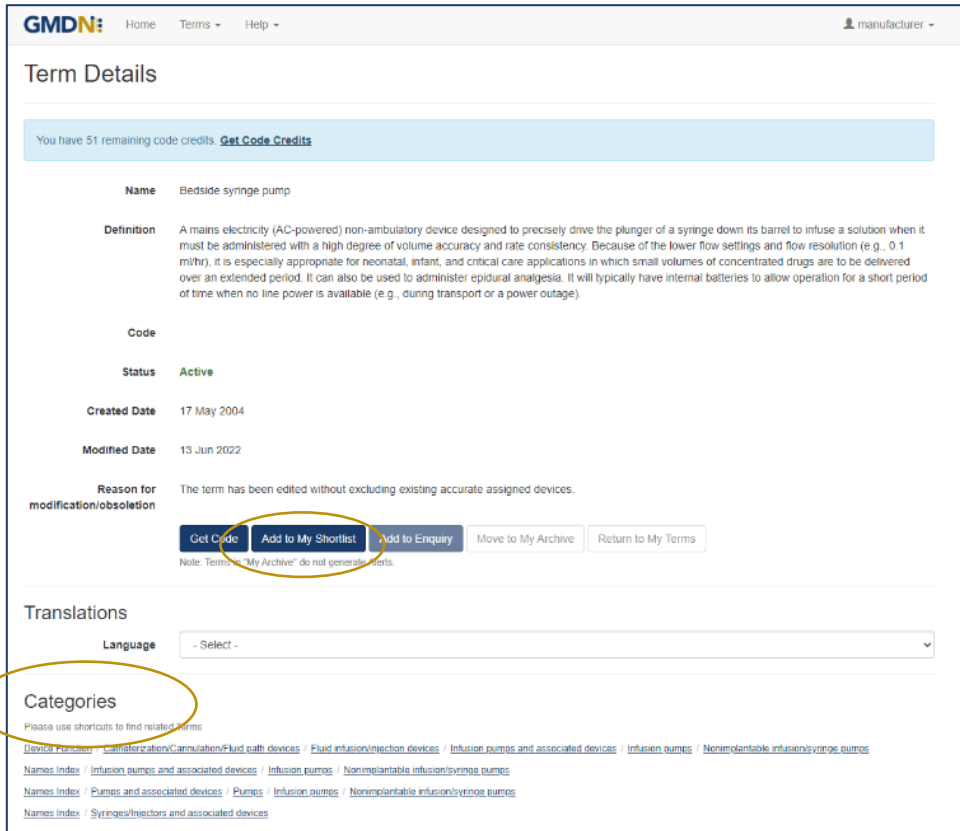
Name	Code	Status
Intensive-care physiologic-monitoring medication infusion system An assembly of electrically-powered devices intended for: 1) monitoring patient vital physiological parameters (e.g., ECG, noninvasive blood pressure (NIBP), pulse rate, temperature, haemoglobin oxygen saturation (SpO2)); 2) software-assisted diagnosis of high-risk clinical conditions and generation of medication therapy algorithms according to the patient's physiological state, and 3) infusion of therapeutic medications/drugs (e.g., insulin, thrombolytics) following clinician selection/confirmation of recommended therapy. It is used in emergency, critical care, and postoperative settings and includes a patient monitor, sensors, syringe infusion pump, and computer/software.		Active

Buttons: Showlist, Details

Footer: Contact Us, Cookie Policy, Privacy Policy, Licence Agreement, Terms of Website Use, Copyright Statement, Build 2023.11.14 © 2023 GMDN Agency Ltd.

The results are prioritised according to if the search text is found in the Term Name or Term Definition. The list is presented in Term Name alphabetical order with the priority being when the search text is in the Terms Name and next if the search text is only found in the Term Definition. The search text is highlighted.

By clicking the Term *Details* link, you can see more information belonging to that Term, including a translation of the text, if available.



One of the advance features of the *Term Details* view is the use of *Categories*. This uses the new GMDN *Advanced Search* to view all the Terms that are related by linking it to other GMDN Terms with similar characteristics.

6. To see the 5-digit GMDN Code, you must use your Code Credits. You can do this by clicking the *Get Code* button. Note: New Memberships will have an allocated Code credit starter allowance.

At any point, you can click on *Add to My Shortlist*. You can review Terms added to *My Shortlist* for transfer to *My Terms* by selecting *My Shortlist* on the dropdown menu under *Terms* at the top of the webpage.

If the Term is already in *My Shortlist*, the button will become *green*. If the Term is already in *My Terms*, the GMDN Code will appear.

Note: The Term Code won't be revealed until the member opens *My Shortlist* and confirms the purchase by clicking on the *Get* or *Get All* button. This will use one or more Codes credits.

7. A list of GMDN Terms in *My Shortlist* will be displayed to review.

Terms can be selected or removed individually or as a group.

My Shortlist
Compare and review your chosen Terms before purchase.

You have 51 remaining code credits. [Get Code Credits](#)

Get All Remove All Export Language English

13 term(s)

Name	Status
Abdominal fluid shunt system An assembly of implantable devices designed to actively drain ascitic fluid (ascites) from the abdominal cavity into the bladder for urinary voiding. It typically consists of a battery-powered, programmable pump implanted beneath the skin of the abdomen in a surgically-created pocket, and fluid draining catheters (one placed in the cavity (e.g., peritoneal) for fluid collection, and another that connects the pump to the urinary bladder). The pump is typically charged and programmed transcutaneously using a noninvasive hand-held charger/programmer, some pumps are able to wirelessly transmit performance data to an external device.	Active Get Remove Details
Abdominal/ENT/orthopaedic surgical probe, reusable A slender, rod-like, hand-held manual surgical instrument intended to be used to explore cavities, wounds or fistulas during abdominal, ENT, and/or orthopaedic surgical interventions; it does not include stereotactic devices and is not dedicated to endoscopy. It may have a blunt bulbous, paddle-like, or pointed tip, may be single- or double-ended, and the shaft may be straight, bent or hooked. It is made of rigid or flexible metallic and/or synthetic polymer material. This is a reusable device.	Active Get Remove Details

8. Terms that you have purchased will be stored in the *My Terms* list (in the *Terms* dropdown menu) and the Codes are also displayed. This is your organisation’s collection of GMDN Terms and the GMDN Agency monitors this list for you and informs you if a change in the status of any Term occurs.

GMDN Home Terms Help manufacturer

My Terms
View your purchased GMDN Codes for your devices.

Export **EMDN** Obsolete Language English Status - Select -

109 term(s)

Purchased	Name	Code	Status
17 Aug 2023	Ligament graft sizer, invasive	63000	Obsolete Details
03 Aug 2023	Microscopy mounting medium IVD	43550	Active Details
08 Mar 2023	Abdominal binder, reusable	47217	Active Details
08 Mar 2023	Surgical/medical face mask, antimicrobial, single-use	66197	Active Details

This list of Terms the *My Terms* list can also be exported from the website in a convenient XML format file. This file format allows the data to be imported into most popular applications, such as a spreadsheet.

The list can also be filtered and sorted by several different fields, useful if you have a long list of Terms.

9. If you are no longer using a GMDN Term for your product, you can remove it from your *My Terms* list by moving to *My Archive*. The *My Archive* list is found in the *Terms* menu. A Term can be un-archived and returned to the *My Terms* list at any time. It will then continue to be monitored by the GMDN Agency.

If you search for a GMDN Term and it is already in your *My Archive* the GMDN Code will be displayed with a strikethrough, as seen in the example below.

The screenshot shows the GMDN search interface. At the top, there is a navigation bar with 'GMDN:', 'Home', 'Terms', and 'Help'. A user profile icon labeled 'manufacturer' is on the right. Below this is a search section titled 'Search' with the instruction 'Find Terms by keyword(s)'. A search input field contains 'Stent', and there is a language dropdown set to 'English' and a 'Search' button. Below the search bar are links for 'Advanced', 'Reset', and 'My Shortlist'. A filter panel contains: 'Location' (GMDN Terms), 'Modified' (6 Months), 'Include Obsolete' (checked), 'Row Per Page' (25), and 'Show Definitions' (unchecked). Below the filters, there are examples of search terms and a note: 'Note: Translations may not be available for some terms.' The search results show '1 term(s)'. A table with columns 'Name', 'Code', and 'Status' is displayed. The first row has a name describing an abdominal aorta endovascular stent-graft deployment aid, a code '66296' circled in yellow, and a status of 'Active'. There are 'Shortlist' and 'Details' buttons next to the code.

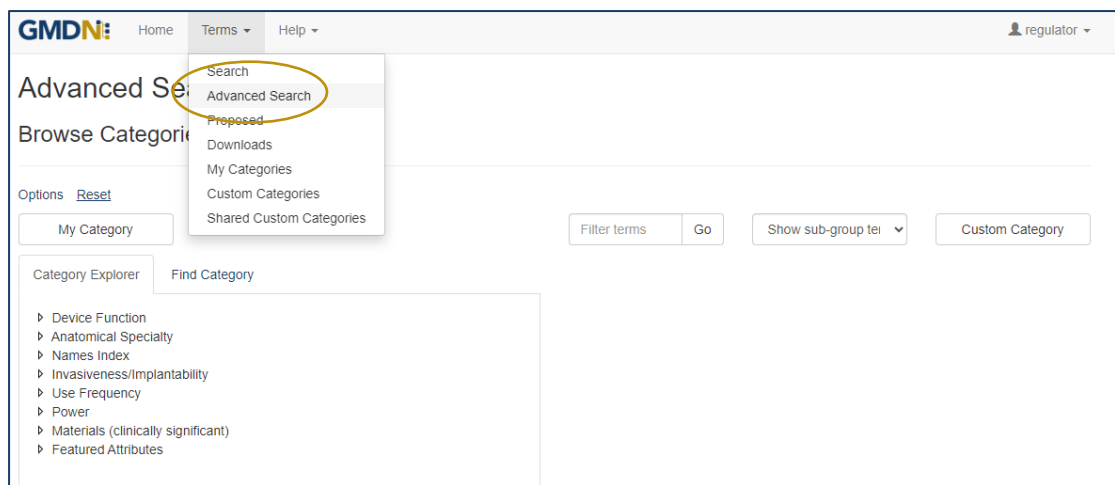
Name	Code	Status
Abdominal aorta endovascular stent -graft deployment aid A nonimplantable device designed to aid stability and control of the single-use delivery system during the deployment of an abdominal aorta stent -graft to repair an abdominal aortic aneurysm (AAA). This device, which is a separate attachment and does not have any patient contact, is attached to the AAA stent delivery system handle and may provide the surgeon with better mechanical control and stability during stent deployment, particularly in cases of difficult patient anatomy. It is typically made of moulded plastic and metal, and may be interchanged between delivery systems during a single implant. This is a single-use device.	66296	Active

3. GMDN Website – Advanced Search – Step-by-Step Guide (non-basic users)

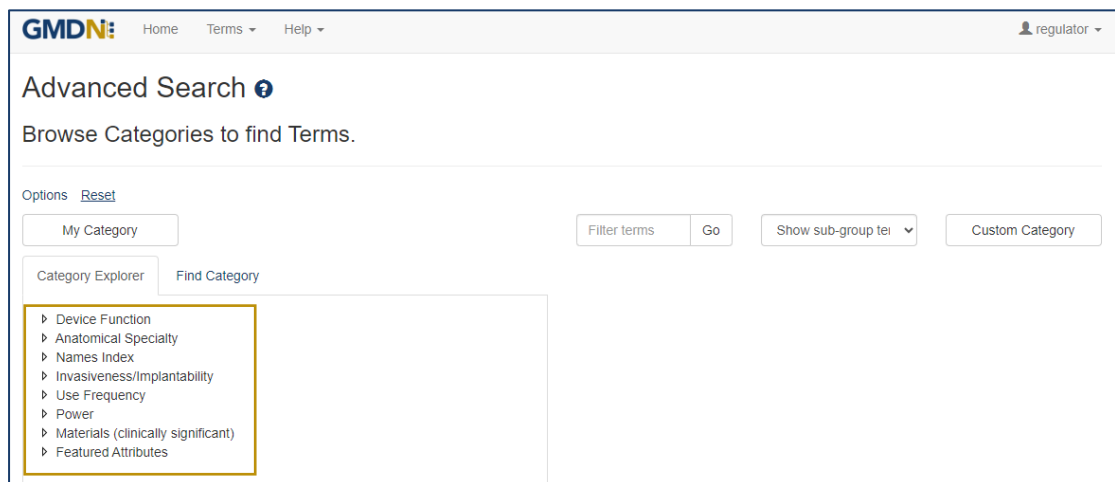
This is a Step-by-Step Guide for searching for GMDN Codes using the Advanced Search function on the GMDN website. It is available for all users, except those with a basic membership account.

The Advanced Search uses the structured hierarchy of the GMDN Categories to allow users to find GMDN Terms using a 'top down' search. To access the Advanced Search:

1. Logon to the GMDN Database using your Username and Password.
2. Click on *Advanced Search* on the *Terms drop down* menu.



3. The *Advanced Search* displays the eight Category headers which group the GMDN Categories. For example, Categories such as Tissue reparation devices, Endoscopic devices, In-vitro diagnostic devices (IVDs) fall under the Device Function header, Cardiovascular devices, Neurological devices, Orthopaedic devices etc fall under Anatomical Speciality and so on. The structure of the hierarchy is revealed by clicking on the arrows to display the Categories under each Header.



4. The list of GMDN Terms in each GMDN Category is revealed by clicking on the Category. The *Term Definition* is revealed by clicking on the *Term Name*. By clicking on the *Details* link, you can see more information relating to that Term, including a translation of the text, if available.

Advanced Search

Browse Categories to find Terms.

Options [Reset](#)

My Category Filter terms Show sub-group ter Custom Category

Category Explorer [Find Category](#)

- Device Function
 - Active implant devices/ancillaries CT2727
 - Hearing implant systems and associated devices CT2229**
 - Hearing implant systems CT2230**
 - Implantable cardiac electrical stimulators and associated devices CT2750
 - Implantable extracardiac electrical stimulators and associated devices CT274
 - Implantable infusion pumps and associated devices CT2751
 - Implantable physiological monitoring systems and associated devices CT286
 - Middle ear implant systems CT2304
 - Tissue repairation devices CT1007
 - Surgical/invasive procedure instrumentation CT1274
 - Endoscopic devices CT366
 - Catheterization/Cannulation/Fluid path devices CT2818
 - Tissue/Fluid collection and preservation devices CT2724
 - Anaesthesia and ventilation devices CT996
 - Circulatory assistive/bypass devices CT2816
 - Autologous blood processing devices CT2817
 - Radiological devices CT999
 - Energy-based therapy equipment (non-radiological/non-surgical) CT2723
 - Physiological monitoring/measuring devices CT2726
 - Physical examination equipment CT2795

4 term(s)

Name	Code	Status	Details
Auditory brainstem implant system An assembly of electronic devices intended to restore useful hearing to a deaf patient via electrical stimulation of the brainstem's cochlear nucleus. It typically includes an external speech processor and microphone/headset to transform acoustical signals into an electrical code, which is transmitted from the headset to a surgically implanted receiver-stimulator where it is decoded and delivered to a multichannel electrode array. The array is surgically placed on the cochlear nucleus, which when stimulated results in the signal's transmission to the brain where it is interpreted as sound. An auditory brainstem implant (ABI) is used to treat deafness resulting from auditory nerve tumours.	47285	Active	Details
Cochlear implant system	35643	Active	Details
Direct acoustic cochlear implant system	58511	Active	Details
Implantable vibrator bone-conduction hearing implant system	61176	Active	Details

Term Details

Name: CPAP/BPAP face mask, reusable

Definition: A flexible, form-shaped device designed to be placed over a user's nose and mouth to interface with a continuous positive airway pressure (CPAP) or bi-level positive airway pressure (BPAP) unit to provide the respiratory tract with direct ambient air, or medical oxygen (O2) and air, at a higher pressure than ambient air for noninvasive positive pressure ventilation (NPPV). It is typically made of plastic and/or silicone materials that create an airtight seal around the nose and mouth. It is available in various designs and sizes and stabilized with a headstrap. This is a reusable device.

Code: 57814

Status: Active

Created Date: 15 Sep 2010

Modified Date: 26 Feb 2014

Translations

Language:

Categories

Please use shortcuts to find related Terms

[Anatomical: Resciatly](#) / [Pulmonary devices](#) / [Air/Oxygen masks](#) / [CPAP/BPAP masks](#)

[Device Function](#) / [Anaesthesia and ventilation devices](#) / [Anaesthesia and respiratory masks and associated devices](#) / [Anaesthesia and respiratory masks](#) / [Air/Oxygen masks](#) / [CPAP/BPAP masks](#)

[Featured Attributes](#) / [CPAP/BPAP](#)

[Featured Attributes](#) / [Sleep apnoea](#)

[Names Index](#) / [Masks and associated devices](#) / [Masks](#) / [Anaesthesia and respiratory masks](#) / [Air/Oxygen masks](#) / [CPAP/BPAP masks](#)

[Power](#) / [Non-active](#)

[Use Frequency](#) / [Reusable](#)

On each 'Terms Details' page is a breadcrumb trail of all Categories linked to that GMDN Term. These are all functional links, which lead back to the hierarchy on the Advanced Search page.

5. You can also multi-select up to five different GMDN Categories to narrow down your search for a GMDN Term. The example, below shows the result of a multi-select search, using the *Bariatric Therapy Devices* GMDN Category under *Device Function* and *Gastro-Urological Devices* GMDN Category under the *Anatomical Speciality* node.

The resulting 35 GMDN Terms have both of these categories in common. These can be further refined to create a shorter list of Terms to choose from, by selecting more Categories.

Additionally, the Advanced Search page also has independent scroll bars for the GMDN Categories and GMDN Terms so you can move up and down each column.

Advanced Search

Browse Categories to find Terms.

Options [Reset](#)

My Category Filter terms Go Show sub-group te Custom Category

Category Explorer Find Category

- Device Function
 - Active implant devices/ancillaries CT2727
 - Tissue reparation devices CT1007
 - Surgical/Invasive procedure instrumentation CT1274
 - Endoscopic devices CT366
 - Catheterization/Cannulation/Fluid path devices CT2818
 - Tissue/Fluid collection and preservation devices CT2724
 - Anaesthesia and ventilation devices CT996
 - Circulatory assistive/bypass devices CT2816
 - Autologous blood processing devices CT2817
 - Radiological devices CT999
 - Energy-based therapy equipment (non-radiological/non-surgical) CT2723
 - Physiological monitoring/measuring devices CT2726
 - Physical examination equipment CT2795
 - Biomechanical rehabilitation equipment CT275
 - Bariatric therapy devices CT2811**
 - General hospital devices CT149
 - Disability-living products CT1000
 - Complementary therapy devices CT343
 - Sexual-activity/Contraceptive/Home-conception devices CT2800
 - Laboratory instruments and equipment CT202
 - In vitro diagnostic medical devices (IVDs) CT954
 - Software CT1851
- Anatomical Speciality
 - Cardiovascular devices CT145
 - Pulmonary devices CT2722
 - Gastro-urological devices CT1002**
 - Neurological devices CT1005

35 term(s)

Name	Code	Status	
Appetite-suppression gastric balloon	17202	Active	Details
Appetite-suppression gastric balloon capsule simulator	63342	Active	Details
Appetite-suppression gastric balloon deployment device/set	63405	Active	Details
Appetite-suppression gastric balloon inflation gas cartridge	63343	Active	Details
Appetite-suppression gastric balloon inflation regulator	63320	Active	Details
Dietary carbohydrate absorption inhibitor	56319	Active	Details
Dietary cholesterol absorption inhibitor	56612	Active	Details
Dietary fat absorption inhibitor	56314	Active	Details
Dietary multiple-macronutrient absorption inhibitor	58938	Active	Details
Duodenal bypass liner	57829	Active	Details
Duodenal-jejunal bypass liner	58110	Active	Details

6. You can also further filter the results by keyword which will highlight within the GMDN Terms As in the example below. This search filter highlights the occurrence of the keyword in the Term name and the definition.

Advanced Search

Browse Categories to find Terms.

Options [Reset](#)

My Category absorption Go Show sub-group te Custom Category

Category Explorer Find Category

- Device Function
 - Active implant devices/ancillaries CT2727
 - Tissue reparation devices CT1007
 - Surgical/Invasive procedure instrumentation CT1274
 - Endoscopic devices CT366
 - Catheterization/Cannulation/Fluid path devices CT2818
 - Tissue/Fluid collection and preservation devices CT2724
 - Anaesthesia and ventilation devices CT996
 - Circulatory assistive/bypass devices CT2816
 - Autologous blood processing devices CT2817
 - Radiological devices CT999
 - Energy-based therapy equipment (non-radiological/non-surgical) CT2723
 - Physiological monitoring/measuring devices CT2726
 - Physical examination equipment CT2795
 - Biomechanical rehabilitation equipment CT275
 - Bariatric therapy devices CT2811

6 term(s)

Name	Code	Status	
Dietary carbohydrate absorption inhibitor	56319	Active	Details
Dietary cholesterol absorption inhibitor	56612	Active	Details
Dietary fat absorption inhibitor	56314	Active	Details
Dietary multiple-macronutrient absorption inhibitor	58938	Active	Details
Duodenal bypass liner	57829	Active	Details
Ingested gastric satiety device	48146	Active	Details

7. If you select the *Options* tab there are several additional choices for further filtering and settings.

Advanced Search
Browse Categories to find Terms.

Options [Reset](#)

English | Any device | Include Obsolete | 100 rows | Hide definitions

Note: Translations may not be available for some terms.

My Category | absorption | Go | Show sub-group te | Custom Category

Category Explorer | Find Category

6 term(s) | Export

Name	Code	Status	
Dietary carbohydrate absorption inhibitor	56319	Active	Details
Dietary cholesterol absorption inhibitor	56612	Active	Details

8. You can select a different language settings within the *Options* tab from the drop-down filter.

Advanced Search
Browse Categories to find Terms.

Options [Reset](#)

English | Any device | Include Obsolete | 100 rows | Hide definitions

Note: Translations may not be available for some terms.

My Category | absorption | Go | Show sub-group te | Custom Category

Category Explorer | Find Category

6 term(s) | Export

Name	Code	Status	
Dietary carbohydrate absorption inhibitor	56319	Active	Details
Dietary cholesterol absorption inhibitor	56612	Active	Details
Dietary fat absorption inhibitor	56314	Active	Details
Dietary multiple-macronutrient absorption inhibitor	58938	Active	Details
Duodenal bypass liner	57829	Active	Details
Ingested gastric satiety device	48146	Active	Details

9. You can also filter by General Medical Device (GMD) or In Vitro Diagnostic (IVD)

Advanced Search
Browse Categories to find Terms.

Options [Reset](#)

English | Any device | Include Obsolete | 100 rows | Hide definitions

Note: Translations may not be available for some terms.

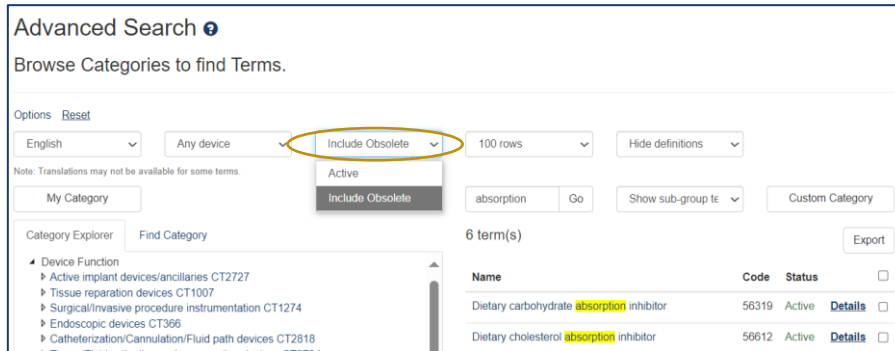
My Category | absorption | Go | Show sub-group te | Custom Category

Category Explorer | Find Category

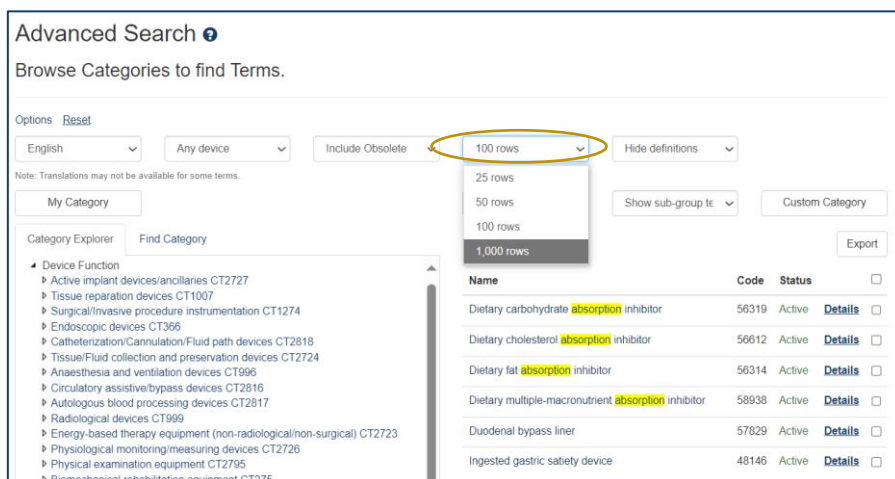
6 term(s) | Export

Name	Code	Status	
Dietary carbohydrate absorption inhibitor	56319	Active	Details

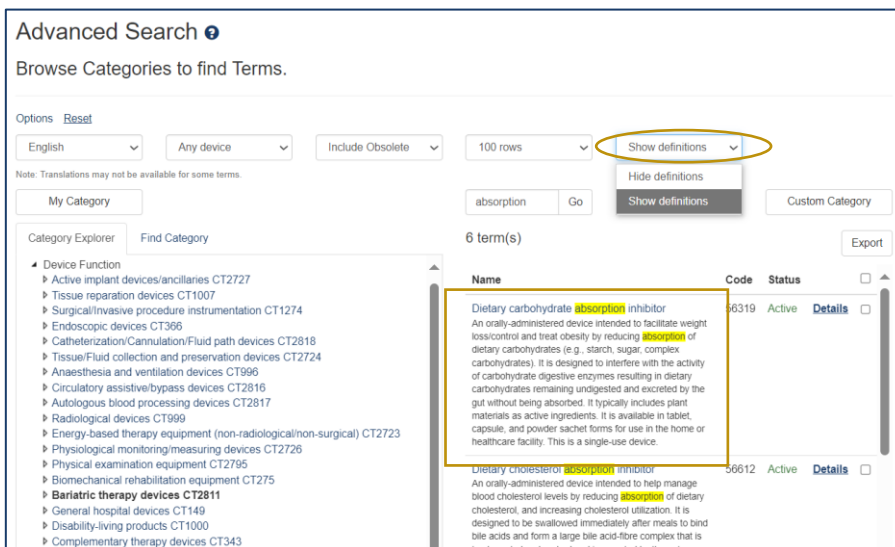
10. You can also include obsolete GMDN Terms within your search if required. However, please note that obsolete GMDN Terms **should not** be used by any manufacturer for product registration or UDI purposes. They are included for reference purposes only. If you are in doubt about Term assignment or cannot find an appropriate active Term for your device, please contact the Term Development Team via the Enquiry service.



11. You can select how many rows of GMDN Terms are displayed per page (Max. 1,000).



12. You can also choose to show the GMDN Term Definition as well.



13. Another way of searching for a GMDN Category is to use the *Find Category* tool.

Advanced Search ⓘ
Browse Categories to find Terms.

Options [Reset](#)

Category Explorer **Find Category**

14. Type in a keyword for your search and select 'Go' and it will bring up the relevant GMDN Categories. Please note this search is based on keywords identified in the Category names only, it does not search by GMDN Term.

Advanced Search ⓘ
Browse Categories to find Terms.

Options [Reset](#)

Category Explorer **Find Category**

18 matches

- [Extraluminal mesh-sleeves CT2605](#) Device Function
- [Extraluminal mesh-sleeves CT2605](#) Device Function
- [Extraluminal mesh-sleeves CT2605](#) Anatomical Specialty
- [Extraluminal mesh-sleeves CT2605](#) Names Index
- [Extraluminal mesh-sleeves CT2605](#) Names Index
- [Extraluminal mesh-sleeves CT2605](#) Names Index
- [Extraluminal mesh-sleeves CT2605](#) Names Index
- [Surgical mesh-slings CT3037](#) Device Function
- [Surgical mesh-slings CT3037](#) Names Index
- [Surgical mesh-slings CT3037](#) Names Index
- [Surgical meshes and associated devices CT455](#) Names Index
- [Surgical meshes CT1400](#) Device Function
- [Surgical meshes CT1400](#) Names Index
- [Pelvic organ prolapse surgical meshes CT2473](#) Device Function
- [Pelvic organ prolapse surgical meshes CT2473](#) Anatomical Specialty
- [Pelvic organ prolapse surgical meshes CT2473](#) Names Index
- [Extra-gynaecological surgical meshes CT3036](#) Device Function
- [Extra-gynaecological surgical meshes CT3036](#) Names Index

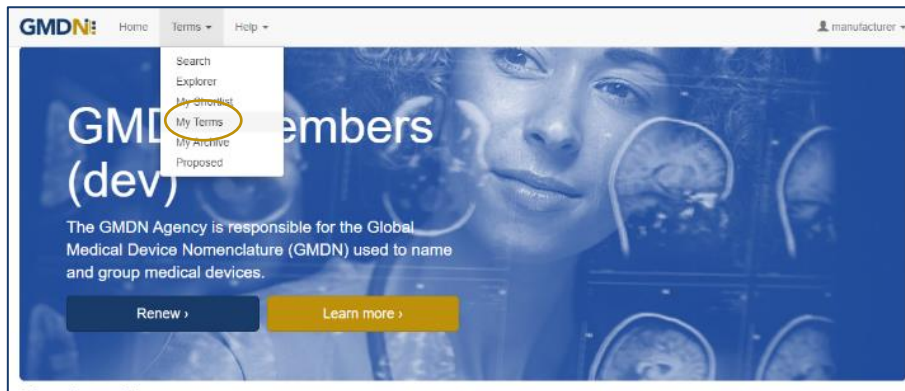
4. GMDN Website – My Terms – Exporting GMDN Data into a Spreadsheet

This is a Step-by-Step Guide for Exporting the GMDN Term data and importing into a spreadsheet such as Excel.

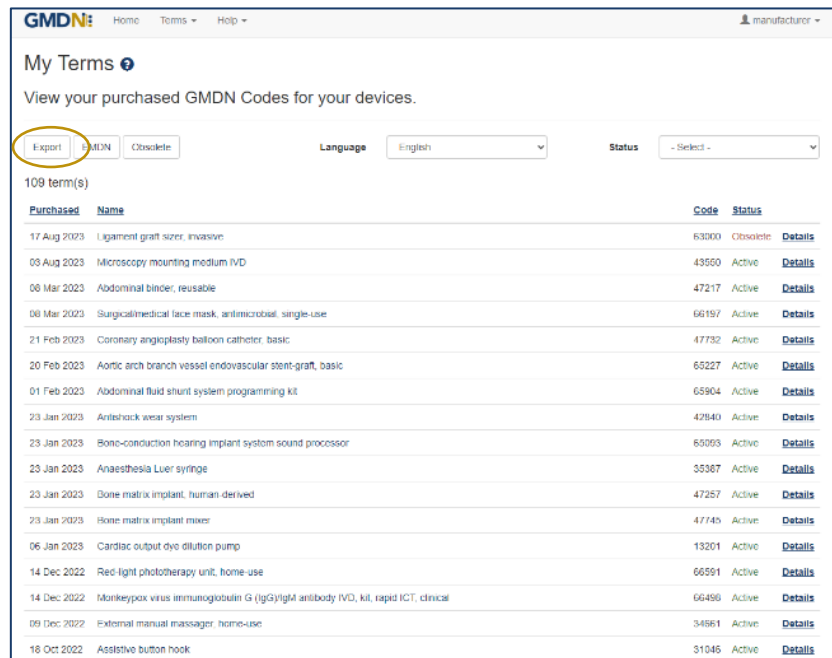
The user of the GMDN website with the appropriate account permission can export data from their membership account.

1. Logon to the GMDN Database using your Username and Password.

The *My Terms* page is found in the dropdown list in the *Terms* menu at the top of the webpage.

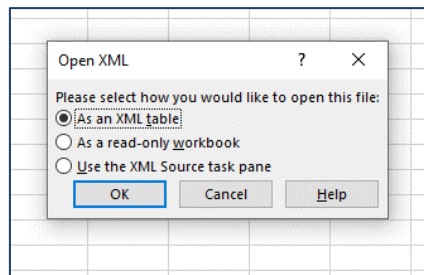


2. By clicking on *My Terms* the list of purchased GMDN Terms is displayed for your account.

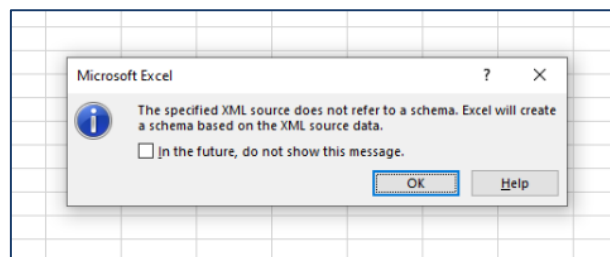


3. Click on *Export* and the list of Terms will be saved to the default location on your device (usually the 'Downloads' folder) in the XML format. The XML format has been chosen because it is compatible with the GMDN Database and is easily converted and imported into all software packages for further analysis.

4. To import the data into an Excel Spreadsheet. Start Excel with a Blank Workbook. Click *File* and *Open* and locate and select the XML file you downloaded. Click *Open* and Excel will display the following dialogue box



Click *OK*. Another dialogue box may be displayed. Click *OK*.



6. The data will be imported into the Worksheet.

	A	B	C	D	E	F	G	H	I	J	K
1	copyright	timestamp	termCode	termIsIVD	termName	termDefinition	termStatus	modifiedDate	createdDate	purchaseDate	obsoletedDate
2	2016 GMDN Agency Ltd	2016-02-22T16:42:05.100	55555	Non-IVD	Aortic transcatheter heart valve bio	A sterile implantable xenogra	Active	30/12/2012	14/12/2012	08/02/2016	
3	2016 GMDN Agency Ltd	2016-02-22T16:42:05.100	55555	Non-IVD	Arthroscopic irrigation/distention sy	Arthroscopic irrigation/distention sy	Active	16/05/2009	12/11/2005	08/02/2016	
4	2016 GMDN Agency Ltd	2016-02-22T16:42:05.100	55555	Non-IVD	Bare-metal biliary stent	A sterile non-bioabsorbable tl	Active	08/10/2015	19/12/2011	01/02/2016	
5	2016 GMDN Agency Ltd	2016-02-22T16:42:05.100	55555	Non-IVD	Bone matrix implant, synthetic	A sterile bioabsorbable device	Active	12/06/2013	13/10/2004	08/02/2016	
6	2016 GMDN Agency Ltd	2016-02-22T16:42:05.100	55555	Non-IVD	Ear syringe	A device intended to be used	Active	17/04/2007	12/08/2005	02/02/2016	
7	2016 GMDN Agency Ltd	2016-02-22T16:42:05.100	55555	Non-IVD	Hybrid/coated aortic stent	A sterile, non-bioabsorbable, (Active	19/02/2013	26/12/2011	26/01/2016	
8	2016 GMDN Agency Ltd	2016-02-22T16:42:05.100	55555	Non-IVD	Insulin syringe, fixed-needle	A sterile device consisting of a	Active	10/09/2013	29/08/2007	02/02/2016	
9	2016 GMDN Agency Ltd	2016-02-22T16:42:05.100	55555	Non-IVD	Insulin syringe, retractable-needle	A sterile device consisting of a	Active	10/09/2013	29/08/2007	03/02/2016	
10	2016 GMDN Agency Ltd	2016-02-22T16:42:05.100	55555	Non-IVD	Pectoral implant, sterile	An implantable artificial subst	Active	13/11/2009	13/11/2009	26/01/2016	
11											

The column names are defined in the tables below:

Column name	Description
<i>copyright</i>	Copyright statement
<i>title</i>	My Terms
<i>Membership number</i>	Your GMDN membership number
<i>Lang</i>	Language chosen for export
<i>date</i>	The date the file was exported
<i>count</i>	The number of Terms in the spreadsheet
<i>TermName</i>	GMDN Term Name
<i>TermDefinition</i>	GMDN Term Definition
<i>TermCode</i>	GMDN Term Code
<i>TermStatus</i>	Active / Obsolete
<i>TermIsIVD</i>	Non-IVD / IVD flag
<i>createdDate</i>	The date the Term was first published
<i>obsoleteDate</i>	The date the Term was made obsolete
<i>purchaseDate</i>	The date the Term was purchased by the customer
<i>modifiedDate</i>	The date the Term was last modified

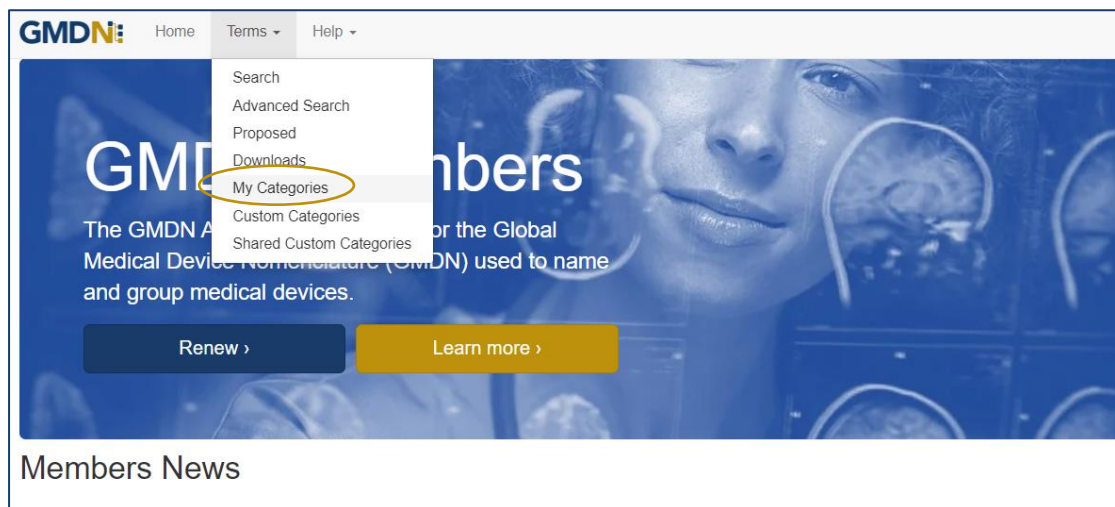
5. GMDN – My Categories – Step-by-Step Guide

This is a Step-by-Step Guide for using the My Categories function on the GMDN website. This function allows you to add specific GMDN Categories to your account that are of interest to you or your organisation.

The user of the GMDN website with the appropriate account permission can add, modify, and delete My Categories associated with their membership account.

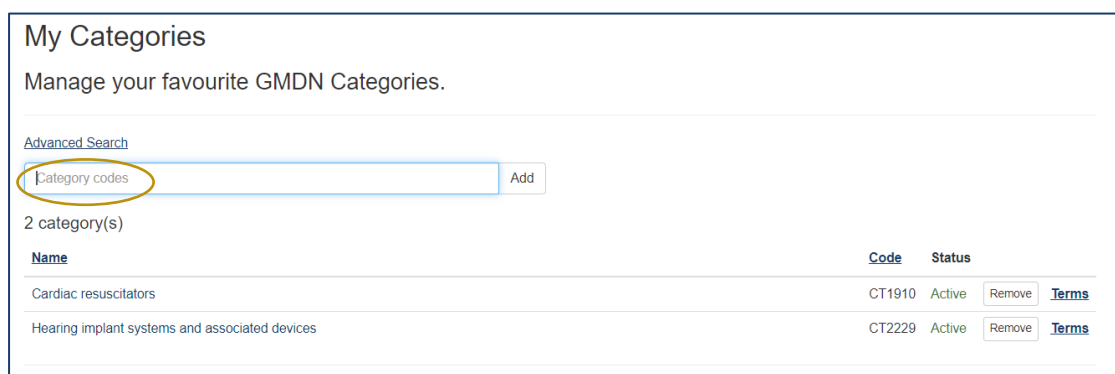
1. Login to the GMDN Database using your Username and Password.

The *My Categories* option is found in the *Terms* dropdown menu.



2. By clicking on *My Categories* the list of existing My Categories on your account will be listed.

To add a new My Category if you already know the GMDN Category Code you can input it in the text box and select *Add*.



3. Another way to add a GMDN Category to your My Category list is to use the *Advanced Search* tool. This can either be found on the *Terms* dropdown menu or using the *Advanced Search* link from the My Categories page.

4. On the Advanced Search page use the *Category Explorer* to select the Category that you would like to add, when a GMDN Category is selected it will become bold. Then click on the *My Category* button.

Please note you can only add one GMDN Category at a time to your *My Categories* list.

5. The selected GMDN Category has now been added to your *My Categories* list.

members.gmdnagency.org says

Successfully added to your My Categories.

[OK](#)

6. On the My Categories page you can view the GMDN Terms within your selected GMDN Categories by selecting the **Terms** button. You can also remove any GMDN Category from your list if you no longer require it by using the **Remove** button.

My Categories

Manage your favourite GMDN Categories.

[Advanced Search](#)

3 category(s)

Name	Code	Status		
Cardiac resuscitators	CT1910	Active	Remove	Terms
Endoscopic devices	CT366	Active	Remove	Terms
Hearing implant systems and associated devices	CT2229	Active	Remove	Terms

7. You can also use the **Export** button to download the GMDN Category as an .XML file.

My Category Terms

Terms within this Category.

Category

Cardiac resuscitators
Devices designed to restore or assist a patient's cardiac function typically in acute or emergent care settings.

CT1910
Active

5 term(s) [Export](#)

Name	Code	Status	
Cardiac resuscitator, battery-powered	61908	Active	Details
Cardiac resuscitator, line-powered	44780	Active	Details
Cardiac resuscitator, manual	41882	Active	Details
Cardiac resuscitator, pneumatic	45748	Active	Details
Cardiopulmonary resuscitator	35309	Active	Details

This XML file does not appear to have any style information associated with it. The document tree is shown below.

```

<?xml version="1.0" encoding="UTF-8" standalone="no" ?>
<gmdn copyright="2024 GMDN Agency Ltd." title="Terms" group="CT1907" subGroups="True" lang="en" date="2024-11-08 16:32" count="1423">
  <term>
    <termName>Abdominal aorta aneurysm endoleak filler</termName>
    <termDefinition>An implantable liquid substance intended to fill the void between an abdominal aorta aneurysm and an abdominal aorta endovascular stent-graft therapeutically implanted across the aneurysm, to prevent leakage of blood around the stent-graft (endoleak). It is a polymer material implanted by translumbar or transfemoral injection and typically mixed from two constituents during the implantation procedure. Dedicated disposable implantation devices are included with the implant.</termDefinition>
    <termCode/>
    <termStatus>Active</termStatus>
    <termIsIVD>Non-IVD</termIsIVD>
    <createdDate>2021-08-03</createdDate>
  </term>
  <term>
    <termName>Abdominal aorta endovascular stent-graft</termName>
    <termDefinition>A non-bioabsorbable tubular device typically implanted at the junction of the abdominal aorta and the common iliac arteries to reduce pressure on an abdominal aortic aneurysm (AAA); it does not contain anticoagulants or pharmaceuticals that prevent narrowing of the vessels. It is percutaneously inserted via the femoral artery to the site of implantation where it self-expands. It is typically made of a metallic outer mesh structure with an inner polymer tube (endovascular graft) and is typically available in two designs: 1) a single tube for insertion into one iliac artery; or 2) a two-part bifurcation design (e.g., Y-shaped tube) for insertion through both iliac arteries.</termDefinition>
  </term>
</gmdn>

```

8. If you would like to receive notifications if any of the GMDN Terms within your selected categories are amended, made obsolete or if a new Term is added then you need to have the correct settings in your profile.

Go to **My Profile** on the drop-down menu and then check the **Term Changes for My Categories** box under the "How we communicate with you" section.

GMDN: Home Terms Help manufacturer

My Profile

Modify your personal details.

Prefix: - Select -

First Name: manufacturer

Middle Name:

Last Name: test

Job Title:

Group:

User Name: manufacturer@gmdnagency.org

Email: manufacturer@gmdnagency.org

Phone:

Alerts
Membership
Organisation
Orders
Users
My Profile
Log off

How we communicate with you

Term Changes Real-time email notifications about your purchased terms. See also [Alerts](#)

Term Changes for My Categories Real-time email notifications about Terms in your 'My Categories'.

6. GMDN Website - Enquiry – Step-by-Step Guide

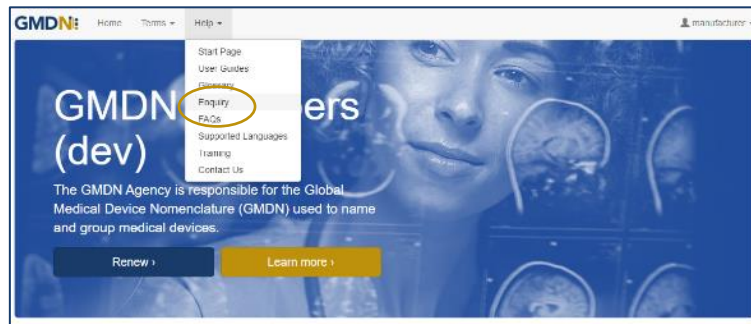
This is a Step-by-Step Guide for submitting an Enquiry for new or modified GMDN Codes using the GMDN website.

If after using the GMDN Search or GMDN Advanced Search tools a user cannot find a relevant GMDN Term for their product, they are invited to submit an *Enquiry*. The Enquiry process is the only method of seeking assistance from the GMDN Agency in identifying GMDN Terms. The outcome of an *Enquiry* will be one of the following:

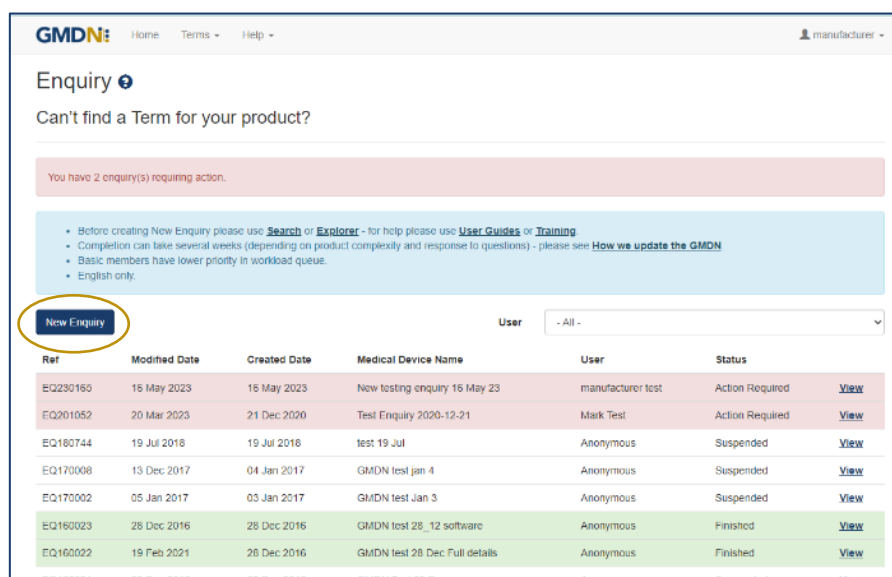
- a. The GMDN Agency identifies an existing GMDN Term.
- b. An existing GMDN Term is modified to include the new product's characteristics.
- c. A new GMDN Term is created.

1. Logon to the GMDN Database using your Username and Password.

2. Click on *Enquiry* on the dropdown list in the *Help* menu.



3. The *Enquiry* screen displays all the previous enquiries submitted from the same account. A filter is available to list all enquires by a specific user applicant. This page is also used to monitor progress on all outstanding enquiries.



4. Click on *New Enquiry* to start filling in product details.

All information provided to the GMDN Agency is confidential to us and is subject to current Data Protection Law. For more information, please see our [Privacy Policy](#), found in the footer of all webpages.

The **Medical Device Name**, **Manufacturer**, **Model** and **Reason** are mandatory data fields. This information is used by us to help identify the device but is not necessarily used in the final GMDN Term Name or Definition.

Please also attach a File which contains the product information by using the **Choose File** button. For example, an 'Instruction for Use' (IFU) or product brochure. This is also a mandatory field.

You can also provide a **Catalogue/Reference (REF)** and a relevant **URL** if applicable; this is not a mandatory field however it may increase the speed of the Enquiry process.

5. At the bottom of the page, Step 2 asks what type of device the enquiry relates to. This is used to determine the next set of questions we ask about the product. There are three options. Select the relevant option and click next.

- a. **General medical device** – where the primary product is a general medical device.
- b. **In Vitro Diagnostic (IVD)** – where an IVD is the primary product.
- c. **Software** – where software is the primary product

- a. **General medical device** is for products that are to be used as a medical device only and will ask questions related to that specific technology. Once you have completed the form click next.

- b. **In Vitro Diagnostic (IVD)** will ask questions only related to IVDs. Once you have completed the form click next.

- c. **Software** is for software-based products only and will ask questions related to that specific technology. Once you have completed the form click next.

6. The *Summary* page is used to provide a final check on the product details prior to submission. Review the summary and when happy with it press submit.

GMDN Home Terms Help manufacturer

Enquiry

Step 1 Step 2 Step 3

Summary:

Medical Device Name Syringe

Manufacturer Syringe Co

Model long

Catalogue / Reference (REF)

Files Obsolescence template - PW v1.docx

Url

Reason academic

Enquiry Type Software

Used For Monitoring blood pressure

Functionality OS-Based

Technology App for smartphone

Platform Dedicated hardware

Features Captures patient demographics/clinical data

Additional

Back Cancel **Submit**

7. Following submission, the GMDN Term is assessed by the GMDN Agency and allocated to a subject expert to review. The expert will contact you for more information if needed using a notification email. An example email is given below. The message contains a link to your *Enquiry*.

Dear XXXXXXXX

The GMDN Term Development Team has posted a message regarding your enquiry. This may be asking for more information or another comment regarding your enquiry. The Term development process cannot continue until the necessary information is received.

Enquiry - [EQ160001](#)

Regards
GMDN Agency

Any change to the status of an *Enquiry* will also be made to the *Alerts* page and is found in the Account dropdown menu at the top right of the webpage (with the person icon). There will always be an opportunity to discuss the outcome of the Enquiry with the GMDN expert.

8. Following the satisfactory completion of the Enquiry, it will be closed. The history will still be available for future reference in the *Enquiry* page.

7. GMDN Website – Managing Obsolete Terms – Step-by-Step Guide

This is a Step-by-Step Guide to help with managing obsolete GMDN Terms using the GMDN website.

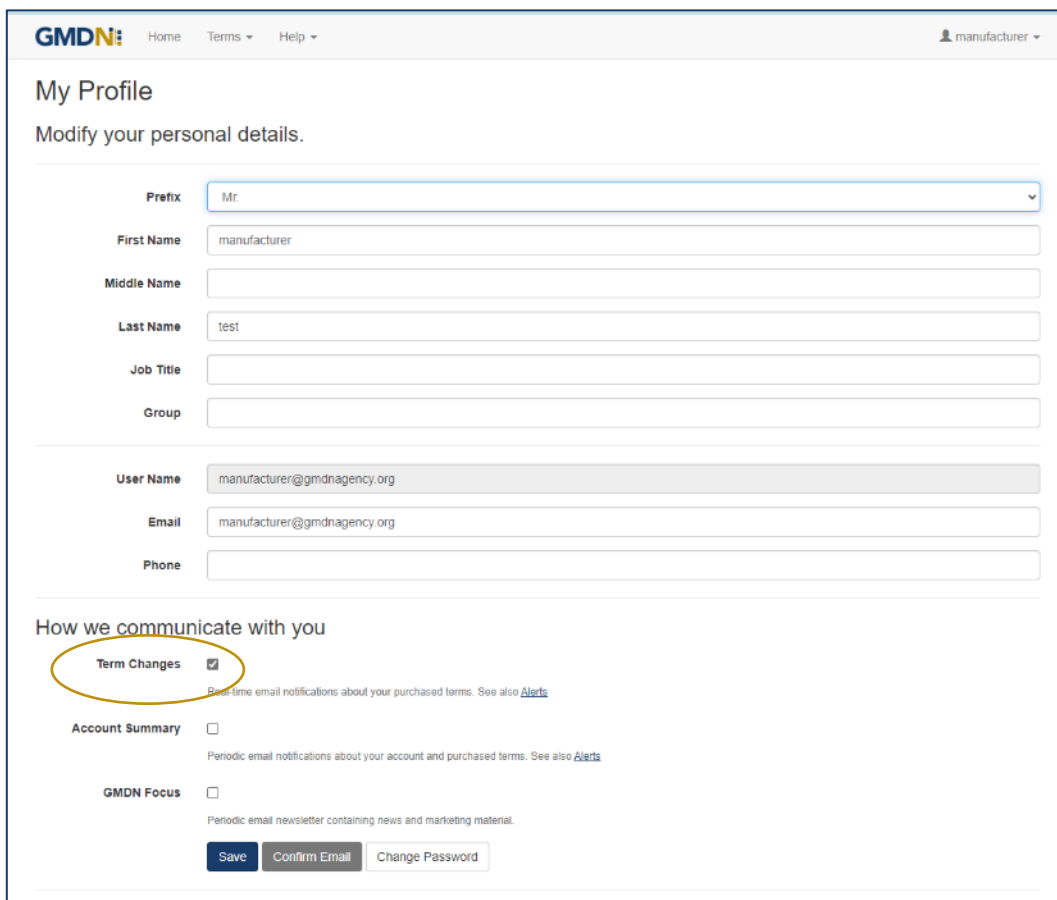
You will only receive notification of Term being made obsolete if that Term is currently listed in your *My Terms* list.

If one of the GMDN Terms you have been using is made obsolete you can verify this by one of these three methods:

- Email notification
- Alerts
- My Terms List

Email notification

The email notification will be sent to all users that are eligible and have the *Term Changes* box ticked in their *My Profile* as below. *My Profile* can be found in the Account dropdown menu at the top right of the webpage (with the person icon).



The screenshot shows the GMDN website's 'My Profile' page. The page title is 'My Profile' and the subtitle is 'Modify your personal details.' The page contains several input fields for personal information: Prefix (Mr), First Name (manufacturer), Middle Name, Last Name (test), Job Title, Group, User Name (manufacturer@gmdnagency.org), Email (manufacturer@gmdnagency.org), and Phone. Below these fields is a section titled 'How we communicate with you' which includes three checkboxes: 'Term Changes' (checked), 'Account Summary' (unchecked), and 'GMDN Focus' (unchecked). The 'Term Changes' checkbox is circled in yellow. Below the checkboxes are three buttons: 'Save', 'Confirm Email', and 'Change Password'.

An email in the format below will be provided.

Dear GMDN Member,

A GMDN Term in your My Terms list has been made obsolete. Please find an alternative by reviewing the Terms in the Explorer groups linked to the obsolete Term.

Additional notifications can be found in [Alerts](#)

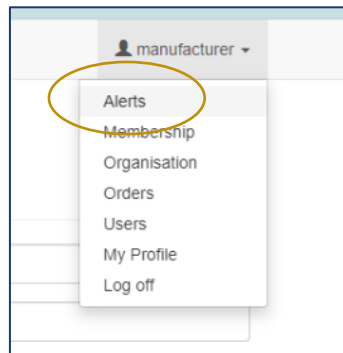
Obsolete - 10 Dec 2018 - [Fistula hook](#) (46769)

Regards
GMDN Agency

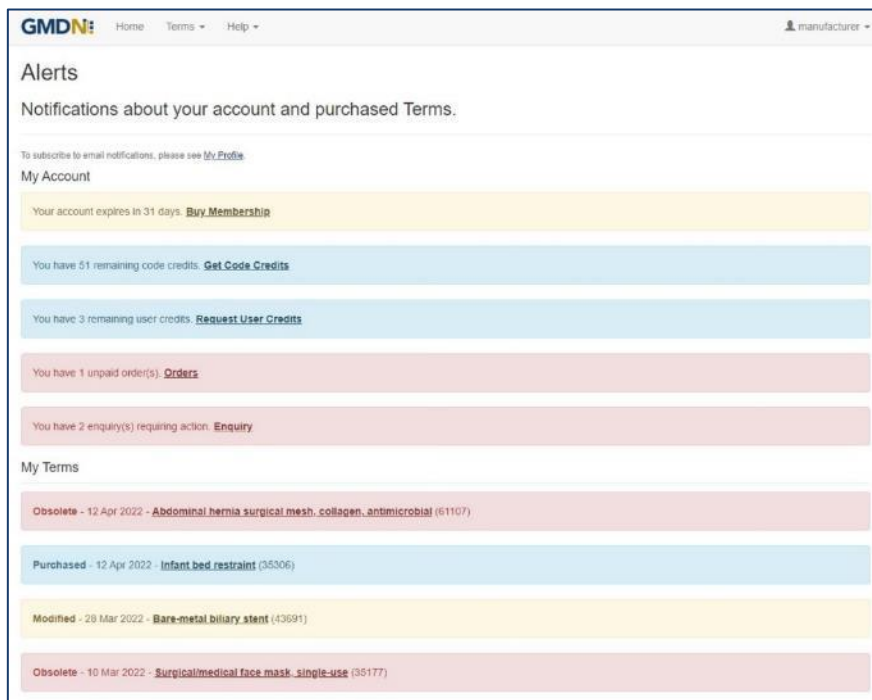
This is an automated message sent by GMDN Agency, please do not reply.
To unsubscribe, please update [My Profile](#)

Alerts

Alerts are found in the Account dropdown menu at the top right of the webpage (with the person icon).

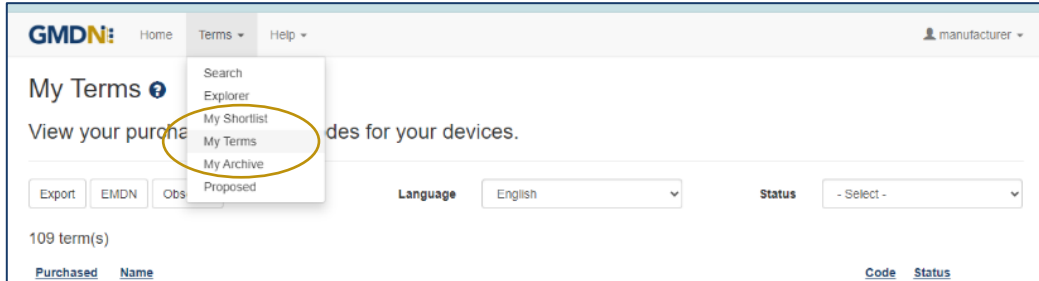


Alerts will always display any Terms in your **My Terms** list that have been made obsolete, unless and until they are moved from the **My Terms** list to the **My Archive** list.

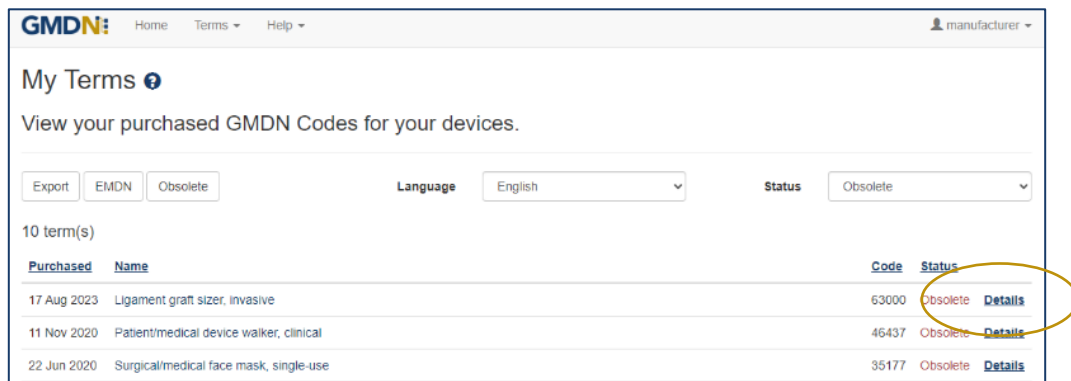
A screenshot of the 'Alerts' page on the GMDN website. The page title is 'Alerts' and the subtitle is 'Notifications about your account and purchased Terms.' Below the subtitle, there is a link to 'My Profile' for email notifications. The page is divided into two main sections: 'My Account' and 'My Terms'. The 'My Account' section contains five notifications: 'Your account expires in 31 days. Buy Membership', 'You have 51 remaining code credits. Get Code Credits', 'You have 3 remaining user credits. Request User Credits', 'You have 1 unpaid order(s). Orders', and 'You have 2 enquiry(s) requiring action. Enquiry'. The 'My Terms' section contains four notifications: 'Obsolete - 12 Apr 2022 - Abdominal hernia surgical mesh, collagen, antimicrobial (61107)', 'Purchased - 12 Apr 2022 - Infant bed restraint (35306)', 'Modified - 29 Mar 2022 - Bare-metal biliary stent (43591)', and 'Obsolete - 10 Mar 2022 - Surgical/medical face mask, single-use (35177)'. The page has a navigation bar at the top with 'GMDN: Home Terms Help' and a user profile icon labeled 'manufacturer'.

My Terms List

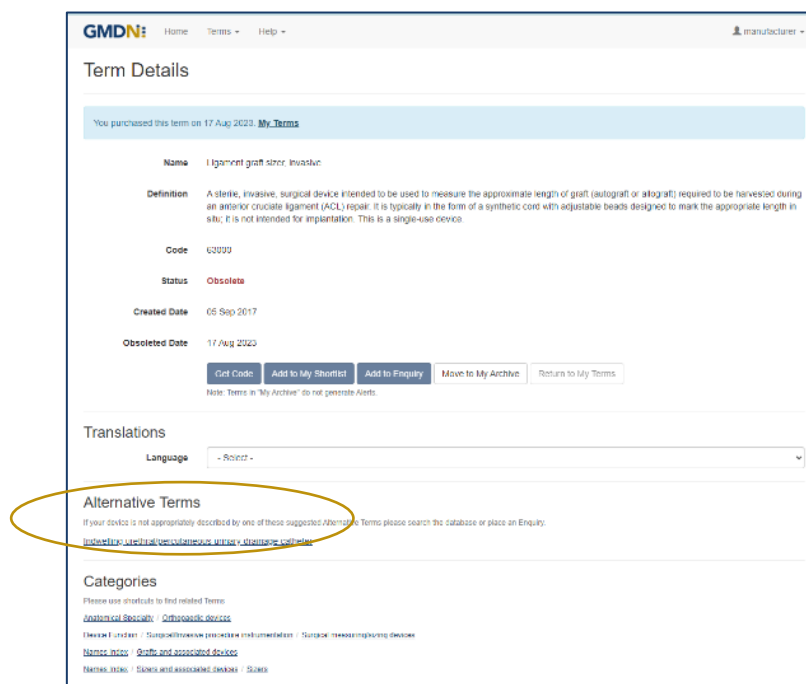
The *My Terms* list provide a list of all Terms that are monitored. The *My Terms* list can be found on the Terms dropdown menu at the top of the page.



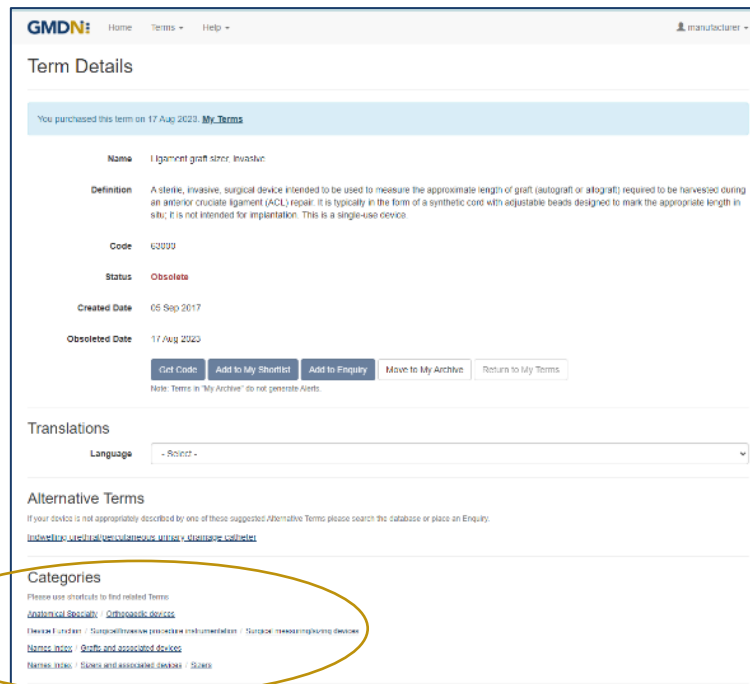
The *My Terms* list can be sorted by purchase date, Term name, GMDN Code and status. The below example has been filtered by Obsolete status.



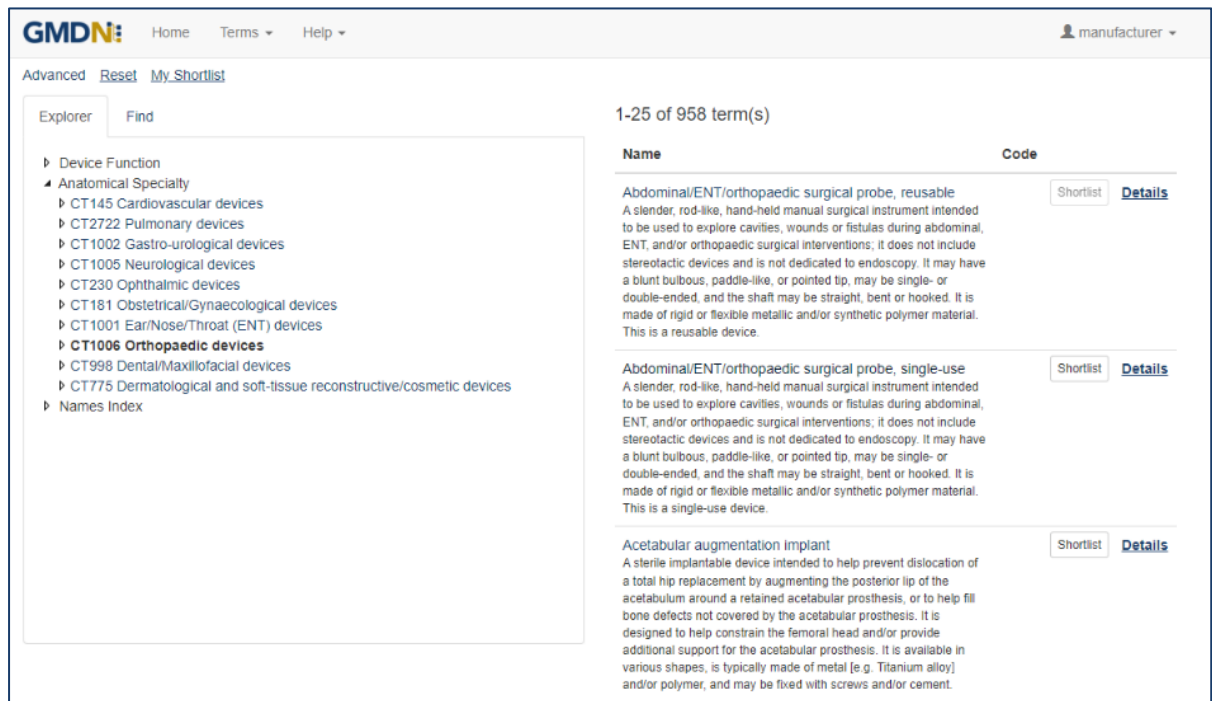
By clicking on *Details*, you will be taken to the Obsolete Term details page where you will find the list of suggested Alternative Term(s) at the bottom of the page



Categories at the bottom of the page can also be used to find Alternative Terms via the hierarchical categorisation tool



By clicking on a Category, it will open the GMDN Advanced Search which provides a listing of all similar devices. The list of alternative Terms and their definitions are displayed.



Please add the appropriate Alternative Term(s) to your account.

When the Alternative Term has been selected and added to the *My Terms* list the obsolete Term can be moved to the *My Archive*. Click on the Term *Details* to do this.

Term Details

You purchased this term on 17 Aug 2023. [My Terms](#)

Name Ligament graft sizer, invasive

Definition A sterile, invasive, surgical device intended to be used to measure the approximate length of graft (autograft or allograft) required to be harvested during an anterior cruciate ligament (ACL) repair. It is typically in the form of a synthetic cord with adjustable beads designed to mark the appropriate length in situ, it is not intended for implantation. This is a single-use device.

Code 63000

Status **Obsolete**

Created Date 05 Sep 2017

Obsoleted Date 17 Aug 2023

[Get Code](#)
[Add to My Shortlist](#)
[Add to Enquiry](#)
[Move to My Archive](#)
[Return to My Terms](#)

Note: Terms in "My Archive" do not generate Alerts.

An export file with the Obsolete and Alternative Terms is also available for download – please click on the Obsolete button on the My Terms page

My Terms

View your purchased GMDN Codes for your devices.

[Export](#)
[EMDN](#)
[Obsolete](#)

Language: English | Status: - Select -

109 term(s)

Purchased	Name	Code	Status	
17 Aug 2023	Ligament graft sizer, invasive	63000	Obsolete	Details
03 Aug 2023	Microscopy mounting medium IVD	43550	Active	Details
08 Mar 2023	Abdominal binder, reusable	47217	Active	Details
08 Mar 2023	Surgical/medical face mask, antimicrobial, single-use	66197	Active	Details
21 Feb 2023	Coronary angioplasty balloon catheter, basic	47732	Active	Details
20 Feb 2023	Aortic arch branch vessel endovascular stent-graft, basic	65227	Active	Details
01 Feb 2023	Abdominal fluid shunt system programming kit	65904	Active	Details
23 Jan 2023	Antishock wear system	42840	Active	Details
23 Jan 2023	Bone-conduction hearing implant system sound processor	65093	Active	Details

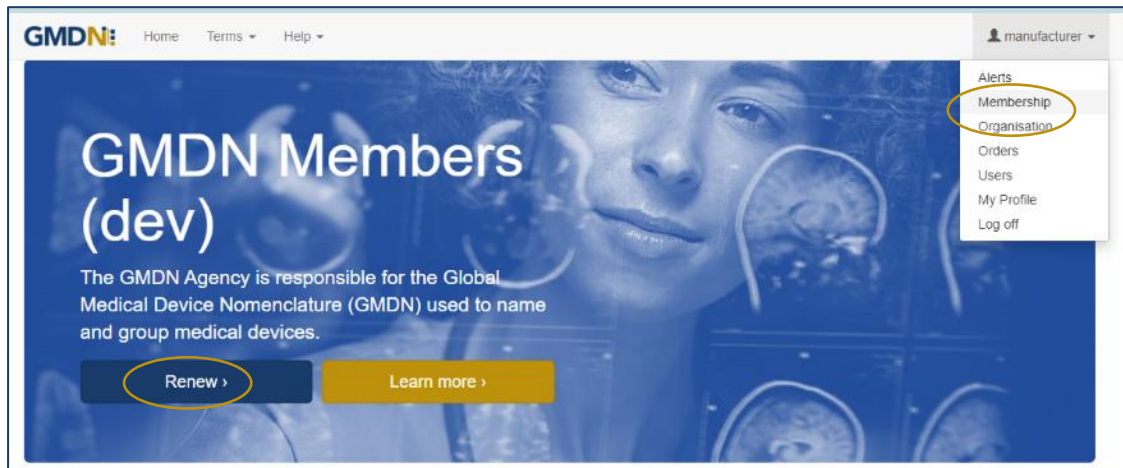
Note: The appropriate Term may not always be found using the Categories link. You may need to initiate a fresh search using alternative wording. The GMDN Agency makes every effort to ensure that Terms that are made obsolete have an existing suitable Term available as a replacement, but if you have any difficulty in finding a suitable replacement please send us an [Enquiry](#).

The replacement Term will need to be sent to your customers that have previously used the obsolete Term to update their records.

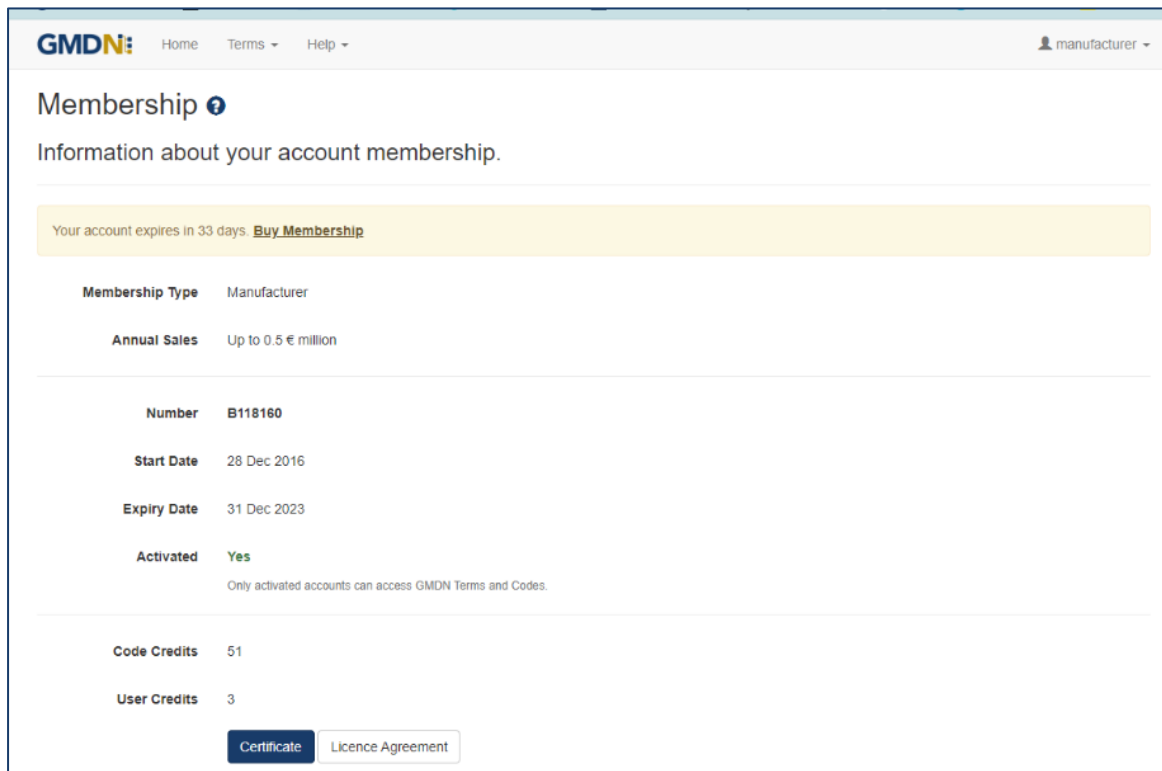
8. GMDN Agency – Membership Renewal Process (paid for membership access)

Guide for membership Renewal for existing GMDN Members, showing screen shots and system email messages.

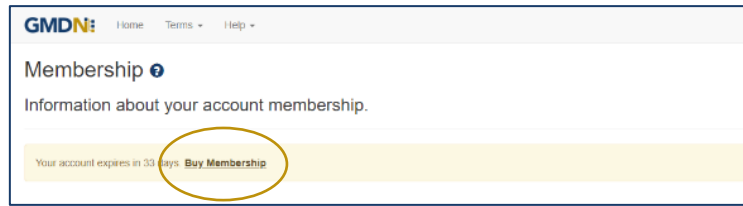
1. The Membership status is always available to view in the *Membership* tab and is found in the Account dropdown menu at the top right of the webpage (with the person icon). You can also renew your membership via the *Renew* button on the home page.



2. If you click on the *Membership* link, it will take you to your *Membership* page.



3. Membership can be renewed up to 3 months before it is due to expire and when available will be visible as a *Buy Membership* link on your *Membership* page.

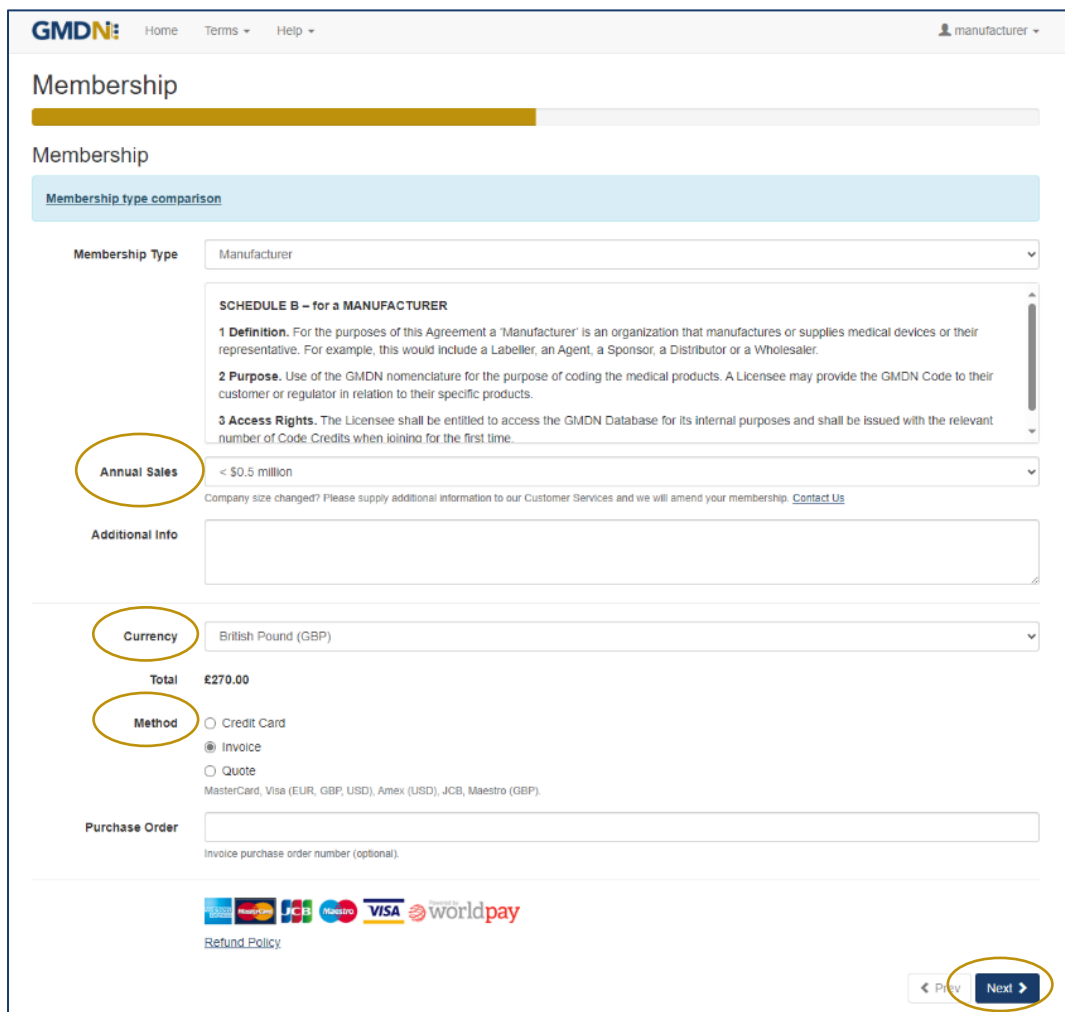


4. When the user clicks the *Buy Membership* button, the *Membership Renewal* screen will be displayed.

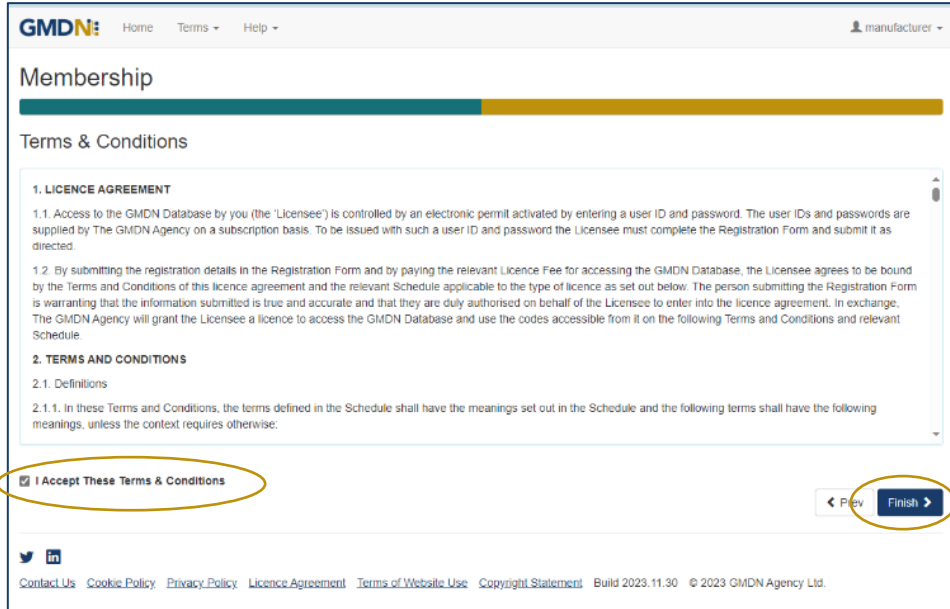
Note: If you are a Manufacturer you will need to select your relevant membership level based on your *Annual Sales* in \$ (USD).

You can choose which currency to pay in from \$ (USD), € (EUR) or £ (GBP). The default currency is £ (GBP).

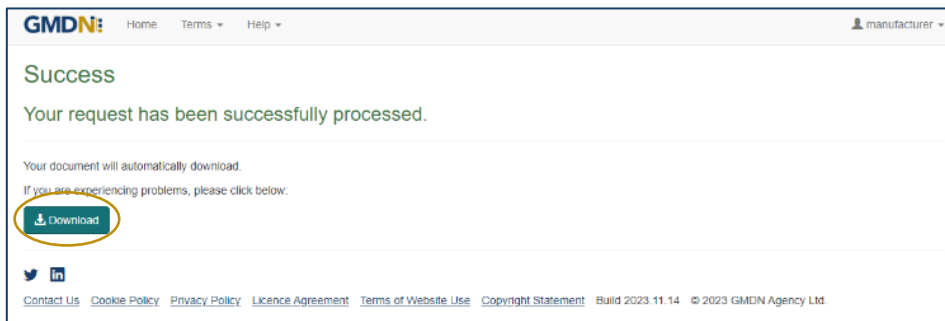
Options for selecting payment method include *Credit Card* and *Invoice* as well as an option for a *Quote* if you need to raise a Purchase Order. A *Quote* can be converted to an Invoice at any time in the future. Once your payment method is selected click on the blue Next button.



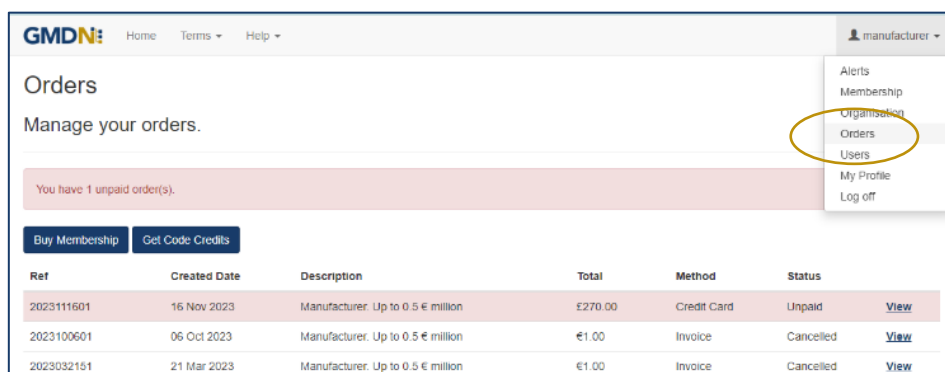
5. At the next screen you must tick the 'I Accept These Terms & Conditions' box and click on the blue Finish button.



6. If an *Invoice* or *Quote* was requested it will automatically appear in the user's computer default 'Downloads' folder or you can download directly from the page.



7. For reference the order history on your account renewals can be seen in the *Orders* folder and is found in the Account dropdown menu at the top right of the webpage (with the person icon).

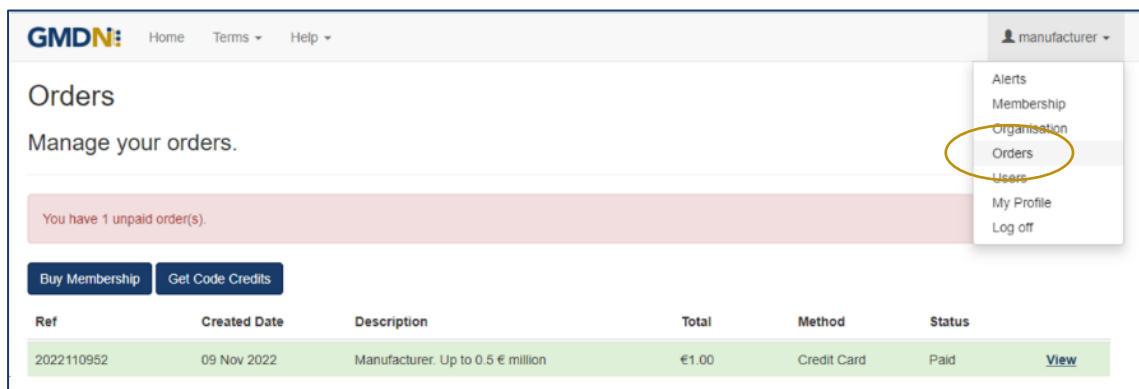


8. If a *Credit Card* payment option was selected the user will be redirected to our secure payment area and *Credit Card* details entered.

Credit Card payment options are now MasterCard & Visa for \$ (USD), € (EUR) or £ (GBP) currencies and American Express \$ (USD) only.



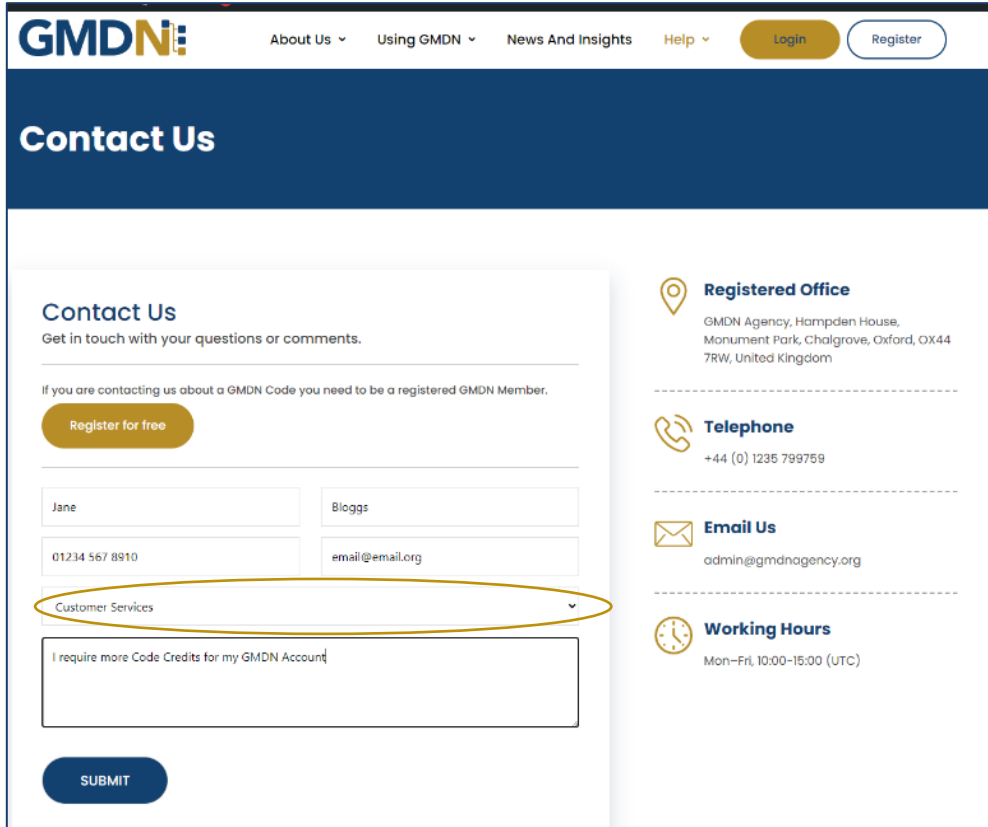
9. The user will be returned to the GMDN Website after the payment has been accepted and will be able to confirm the order has been paid by looking in the *Orders* page.



10. The user can obtain a payment receipt using the *View* button and clicking on *Receipt*.

11. If you run out of Code Credits you can click on [Get Code Credits](#) at any time from either the [Orders](#) page or the [Alerts](#) page or in [My Shortlist](#) on the [Terms](#) dropdown menu on the site header.

This will direct you to complete a contact us form. Please select [Customer Services](#) on the dropdown menu and our Customer Services Team will contact you to discuss options.



GMDN: About Us ▾ Using GMDN ▾ News And Insights Help ▾ [Login](#) [Register](#)

Contact Us

Contact Us
Get in touch with your questions or comments.

If you are contacting us about a GMDN Code you need to be a registered GMDN Member.

[Register for free](#)

Name: Jane Surname: Bloggs
Phone Number: 01234 567 8910 Email: email@email.org

Reason for contact: **Customer Services**

I require more Code Credits for my GMDN Account

[SUBMIT](#)

Registered Office
GMDN Agency, Hampden House,
Monument Park, Chalgrove, Oxford, OX44
7RW, United Kingdom

Telephone
+44 (0) 1235 799759

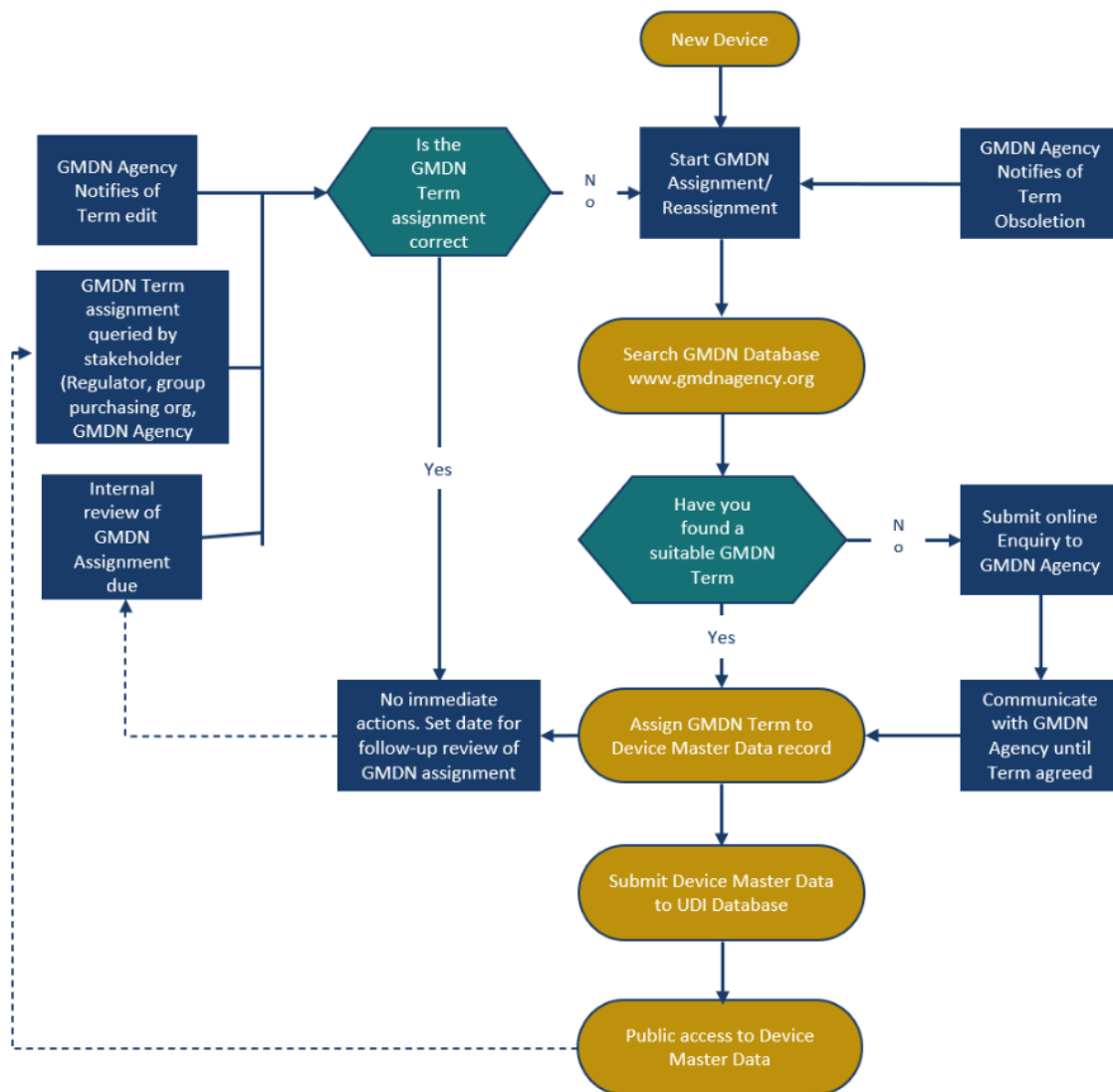
Email Us
admin@gmdnagency.org

Working Hours
Mon-Fri, 10:00-15:00 (UTC)

9. GMDN Website – Manufacturers Code of Good Practice

The GMDN Agency has created this Code of Good Practice for Manufacturers that use the GMDN. We believe that Manufacturers that adopt our Code of Good Practice and embed it within their organisation will see improvements in their experience and use of the GMDN.

The Code of Good Practice is designed to help Manufacturers correctly assign Terms so that their products are included on procurement lists where considerations are made based on the GMDN.



Manufacturers Code of Good Practice Guidance

- **Have a global approach to nomenclature in your organisation**

We encourage manufacturers to promote the best practice proposed in this guidance within their organisation and ensure proper management of their GMDN data with a documented quality management process. We have provided a 'model' GMDN Standard Operating Procedure (SOP) which you can adapt to meet your specific needs.

- **Have only one GMDN account for your organisation**

A single GMDN account will help the organisation to manage the Terms to which they assign to their devices. This includes having a central account for updates on Term changes (For example, new, amended, and obsoleted Terms).

Within each account, the organisation can have different individual users and allocate each user the permissions relevant to their responsibility.

- **Identify who has overall responsibility for GMDN in your organisation**

The GMDN promotes the idea of setting account permissions relevant to individual users needs and responsibilities, users with the 'User' permission have responsibility for setting permissions for other users in their organisation and therefore should have the knowledge about the different permissions available. Further guidance on setting user permission is available in our User Guides.

- **Set user permissions and notification actions**

The first registered user will, by default, have all the permissions available to them when their account is setup. They will also be able to set up additional users for individuals within their organisation and assign permissions to them. Each user can also set their own notifications preferences, which provide a channel of communication about Term changes and news from the GMDN Agency.

- **Send us Enquiries in good time**

Our enquiry process is based on priority, with those from paid memberships always having top priority than those submitted from basic membership accounts. We always encourage all manufacturers to submit their enquiries in plenty of time. The GMDN is a dynamic database and at times, a new Term will affect other existing Terms, which may have to be reviewed alongside the development of the new Term. This can make the process lengthier than expected. That is why we suggest you submit your enquiries at the earliest possible opportunity.

- **Encourage staff to do training on GMDN and promote good practice**

We have training materials on our website which we encourage our members to explore, to ensure you have a good understanding of the GMDN and get the most out of the data. The first registered user should complete the GMDN training and encourage others within their organisation who will be using the website to do the same. In addition to the on-line resources, we also offer bespoke training remotely (via Teams, Zoom) or in-person, to teams within organisations, trade associations and regulators. Please contact us for more information.

10. Stay in touch with the GMDN Agency

Manufacturers and their input form the backbone of our database and it is paramount that we maintain good communication channels. Whenever there are changes to Terms you may be subscribed to, a 'notification' that is sent out via e-mail to alert you. We encourage that you 'opt-in' to these notifications and check they don't end up in your 'spam' or 'junk' folder.

We also have an 'opt-in' newsletter, which you can subscribe to, to stay ahead with news about the Agency and any key developments regarding the GMDN data set.

To opt-in to these options please tick the relevant box in *My Profile* as below. *My Profile* can be found in the Account dropdown menu at the top right of the webpage (with the person icon).

GMDN: Home Terms Help

manufacturer

My Profile

Modify your personal details.

Prefix Mr.

First Name manufacturer

Middle Name

Last Name test

Job Title

Group

User Name manufacturer@gmdnagency.org

Email manufacturer@gmdnagency.org

Phone

How we communicate with you

Term Changes Real-time email notifications about your purchased terms. See also [Alerts](#)

Account Summary Periodic email notifications about your account and purchased terms. See also [Alerts](#)

GMDN Focus Periodic email newsletter containing news and marketing material.

[Save](#) [Confirm Email](#) [Change Password](#)

From time to time, we may request your input when reviewing our GMDN Terms. This is an important part of maintaining the Terminology to ensure that it always represents devices on the market as accurately as possible. We also understand that this requires time on your part, and we are very appreciative of the responses and any additional information that you provide.

The GMDN is also on social media platforms such as [LinkedIn](#), where we share news and other interesting articles from within the MedTech industry.

If you have any questions, please contact us at this [link](#).